



# Highland Park Custom Sofas and Chairs

Series 44



**Your design. Our craftsmanship.**

**The best choices are yours:**

Back/Arm • Width • Depth • Base

*Proudly Made with Care in the U.S.A. since 1899*



# Highland Park Sofas, Chairs and Sectionals

*Your design. Our craftsmanship*

## Back

Loose Box Tee  
**LBT**



Loose Box Straight  
**LBS**



Loose Knife Tee  
**LKT**



Attached Box Tee  
**ABT**



Attached Box Straight  
**ABS**



Loose Knife Straight  
**LKS**



## Arm

Full Sock  
**FS**



Urban Taper  
**UT**



Track Arm  
**TA**



Metro Round  
**MR**



Rising Track  
**RT**



Rising Round  
**RR**



## Width

Sofa  
**D3 \* \***



Sofa  
**D2**



Three Quarter  
**TQ**



Love Seat  
**LS \***



Chair  
**C \***

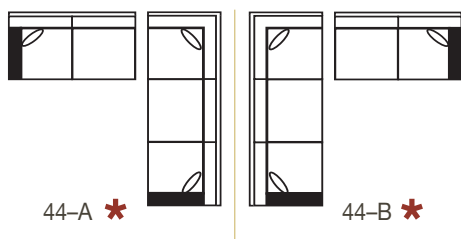


## Sectionals

(Popular layouts or design your own)



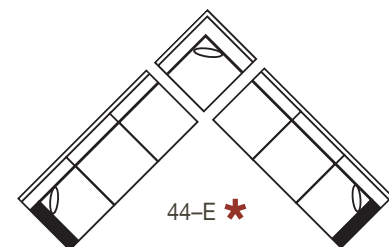
88 x 88 approx.



88 x 112 approx.



112 x 112 approx.



\* Chaise with movable base available at extra charge.

## Seat Depth

20"  
Short



22"  
Standard



24"  
Deep



## Base

Pyramid Foot Small



Highland Spool



Square Tapered Leg



Metro Trim



MT6 base option available at extra charge. Seat height is 19 inches for all base treatments.

*8 Way Hand Tied*



*Over 700 Fabrics*

Proudly Made with Care in the U.S.A. for Over 110 Years



# Highland Park Sofas and Chairs Order Form

SAMPLE ORDER:

**1** 44 **ABT** **2** FS **3** D3 - **4** 22 - **5** PFS

Dealer Name \_\_\_\_\_ ITEM #1 \_\_\_\_\_



Scan to see gallery pictures

Customer Name \_\_\_\_\_ ITEM #2 \_\_\_\_\_

Notes \_\_\_\_\_

## 1 Back

Loose Box Tee  
**LBT**



Attached Box Tee  
**ABT**



Loose Box Straight  
**LBS**



Attached Box Straight  
**ABS**



Loose Knife Straight  
**LKS**



Loose Knife Tee  
**LKT**



## 2 Arm

Full Sock  
**FS**



Urban Taper  
**UT**



Track Arm  
**TA**



Metro Round  
**MR**



Rising Track  
**RT**



Rising Round  
**RR**



## 3 Frame Size (For related sectionals see Highland Park Sectional order form)

Sofa


 **D3 \***

Sofa


 **D2**

Three Quarter


 **TQ**

Love Seat


 **LS \***

Chair


 **C \***

FS	W: 83 SW: 70 <sup>1/2</sup>	W: 83 SW: 70 <sup>1/2</sup>	W: 73 SW: 60 <sup>1/2</sup>	W: 59 <sup>1/2</sup> SW: 47	W: 36 SW: 23 <sup>1/2</sup>
UT	W: 82 <sup>1/2</sup> "	W: 82 <sup>1/2</sup> "	W: 72 <sup>1/2</sup> "	W: 59 "	W: 35 <sup>1/2</sup> "
TA / RT	W: 78 "	W: 78 "	W: 68 "	W: 54 <sup>1/2</sup> "	W: 31 "
MR / RR	W: 80 "	W: 80 "	W: 70 "	W: 56 <sup>1/2</sup> "	W: 33 "

\* Chaise with movable base available at extra charge.

(W = Outer Frame Width SW = Seat Width)

## 4 Seat Depth

20"



Short



22"



Standard



24"



Deep



## 5 Base

PFS



Pyramid Foot Small 3"



HSP



Highland Spool 6"



SQ6



Square Tapered Leg 6"



MT6



Metro Trim 6"



MT6 base option available at extra charge.

Seat height is 19 inches for all base treatments.

## 6 Base Finish

 Light Pioneer

 Pioneer

 Dark Pine

 Jet

 Antique Cherry

 Java

 Stone


Available at extra charge:

- Firm Seat Option
- Down Seat Option
- Plush Seat Option

Double Needle Stitching  
Applied to seat cushion, back pillows, #20.db pillows, TA, RT arms.

\* Chaise with Movable Base

To substitute the rectangular chaise cushion and movable ottoman base for any cushion specify:  
44-D3X (23<sup>1/2</sup>" wide), 44-LSX (23<sup>1/2</sup>" wide), 44-CX (23<sup>1/2</sup>" wide).





# Highland Park Sofas and Chairs

*Your design. Our craftsmanship*

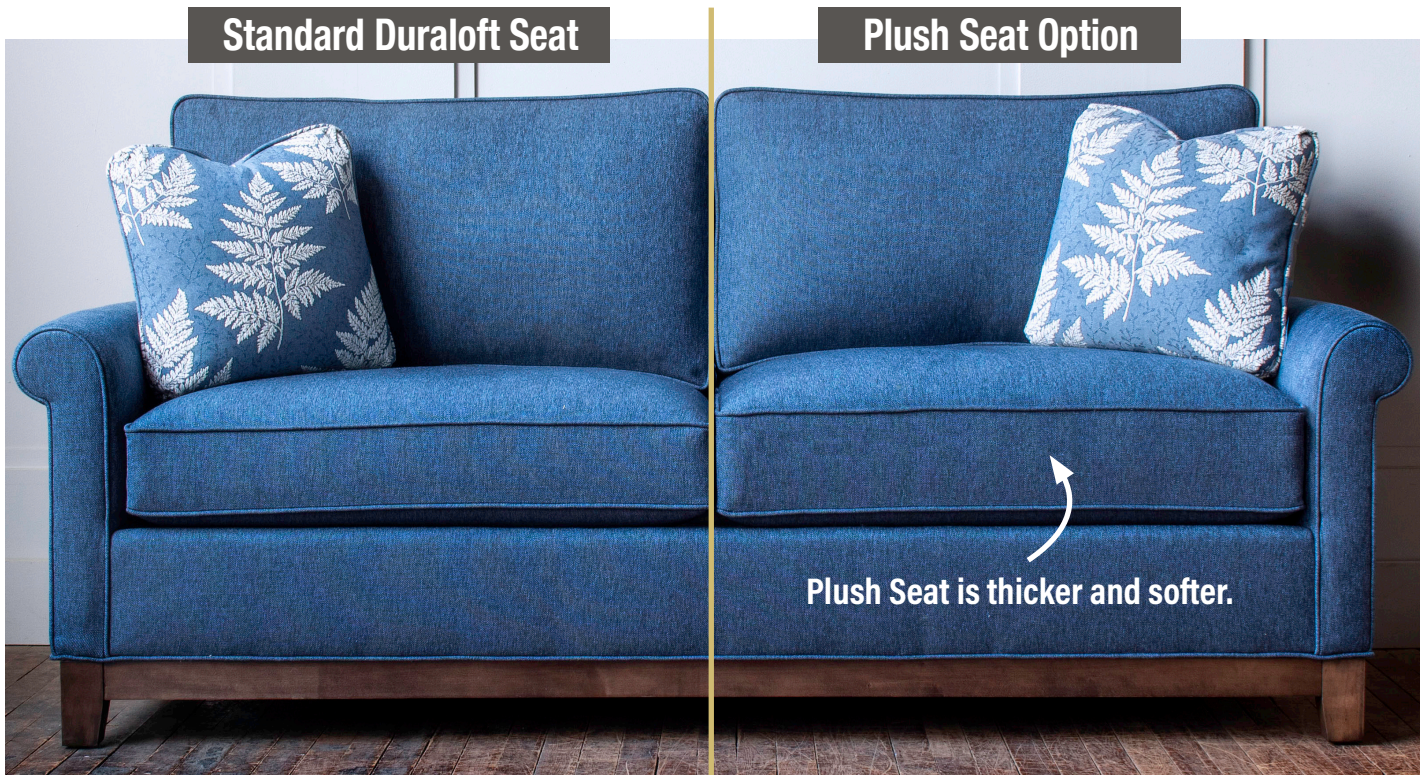


## Series 44: Dimensions

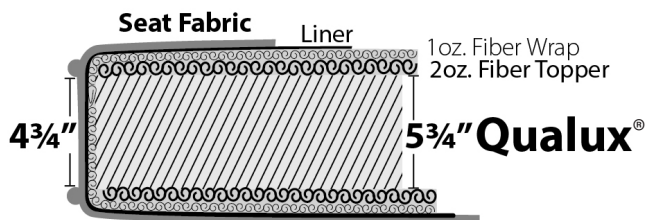
Width	Cushion Width	Full Sock	Urban Taper	Track Arm	Metro Round	Rising Track	Rising Round
<b>Sofa *</b> (D3)	23 <sup>1/2</sup>	W: 83 SW: 70 <sup>1/2</sup>	W: 82 <sup>1/2</sup> SW: 70 <sup>1/2</sup>	W: 78 SW: 70 <sup>1/2</sup>	W: 80 SW: 70 <sup>1/2</sup>	W: 78 SW: 70 <sup>1/2</sup>	W: 80 SW: 70 <sup>1/2</sup>
<b>Sofa</b> (D2)	35 <sup>1/4</sup>	W: 83 SW: 70 <sup>1/2</sup>	W: 82 <sup>1/2</sup> SW: 70 <sup>1/2</sup>	W: 78 SW: 70 <sup>1/2</sup>	W: 80 SW: 70 <sup>1/2</sup>	W: 78 SW: 70 <sup>1/2</sup>	W: 80 SW: 70 <sup>1/2</sup>
<b>Sofa</b> (TQ)	30 <sup>1/4</sup>	W: 73 SW: 60 <sup>1/2</sup>	W: 72 <sup>1/2</sup> SW: 60 <sup>1/2</sup>	W: 68 SW: 60 <sup>1/2</sup>	W: 70 SW: 60 <sup>1/2</sup>	W: 68 SW: 60 <sup>1/2</sup>	W: 70 SW: 60 <sup>1/2</sup>
<b>Loveseat *</b> (LS)	23 <sup>1/2</sup>	W: 59 <sup>1/2</sup> SW: 47	W: 59 SW: 47	W: 54 <sup>1/2</sup> SW: 47	W: 56 <sup>1/2</sup> SW: 47	W: 54 <sup>1/2</sup> SW: 47	W: 56 <sup>1/2</sup> SW: 47
<b>Chair *</b> (C)	23 <sup>1/2</sup>	W: 36 SW: 23 <sup>1/2</sup>	W: 35 <sup>1/2</sup> SW: 23 <sup>1/2</sup>	W: 31 SW: 23 <sup>1/2</sup>	W: 33 SW: 23 <sup>1/2</sup>	W: 31 SW: 23 <sup>1/2</sup>	W: 33 SW: 23 <sup>1/2</sup>
<b>Depth</b>	<b>SD (Seat Depth)</b>	SD: 20   22   24	SD: 20   22   24	SD: 20   22   24	SD: 20   22   24	SD: 20   22   24	SD: 20   22   24
	<b>SD with Chaise</b>	48   50   52	48   50   52	48   50   52	48   50   52	48   50   52	48   50   52
	<b>D (overall Depth)</b>	D: 33   35   37	D: 33   35   37	D: 33   35   37	D: 33   35   37	D: 35   37   39	D: 35   37   39
	<b>D with Chaise</b>	61   63   65	61   63   65	61   63   65	61   63   65	63   65   67	63   65   67
<b>Height</b>		H: 36 SH: 19 AH: 25	H: 36 SH: 19 AH: 24 <sup>1/2</sup>	H: 36 SH: 19 AH: 24	H: 36 SH: 19 AH: 24 <sup>1/2</sup>	H: 38 SH: 19 AH: 24	H: 38 SH: 19 AH: 24 <sup>1/2</sup>

\* Chaise available with rectangular cushion and movable base.





**Duraloft Seat Construction**



**Standard on:**

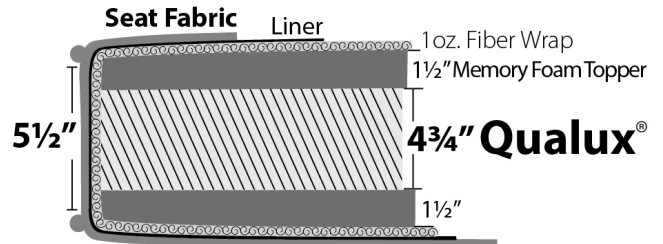
- Madison**
- Brighton**
- Tight Back**
- Highland Park\***

\*Note: Highland Park uses 4 3/4" Qualux®. Between welts is 4 3/4" - same as others.

**Firm Seat Option**

Construction same as standard, except Qualux® polyfoam is firmer.

**Plush Seat Option Construction**



**Plush Seat Features**

- Finished seat is thicker than Standard
- Memory foam creates softer luxurious sit

Plush Seat Option available only on:

- Madison**
- Brighton**
- Tight Back**
- Highland Park\***


\*Note: Highland Park uses 4 1/4" Qualux®. Between welts is 5 1/2" - same as others.

See price list for Plush Seat Option price.

**Finishes**

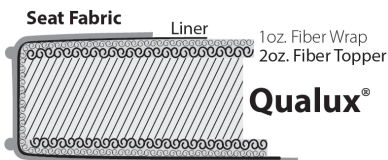


**Nail Head**

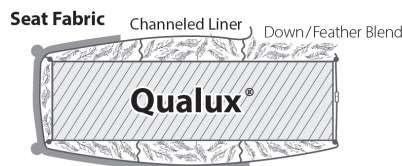


**Cushions**

**Standard / Firm**

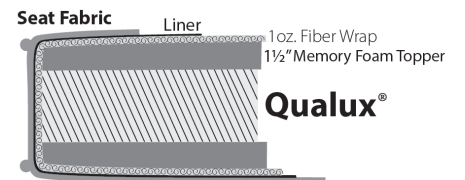


**Down**



**Plush**

For Brighton, Highland Park, Madison and Tight Back Custom Collections only.



**Welt or Double Needle**

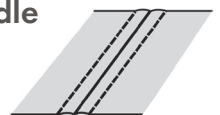
**Self Welt**



**Contrast Welt**



**Double Needle**




**Arm Pillows**

(sold by pair)




**#13**

14" x 14"



**#20**

17" x 17"



**#23**

20" x 20"


**Kidney Pillows**

(sold as singles)




**#8**

8" x 16"



**#10**

11" x 19"



**#4**

11" x 25"