



Brighton Custom Sofas and Chairs

Series 84



Your design. Our craftsmanship.
The best choices are yours:
Back/Arm • Width • Depth • Base

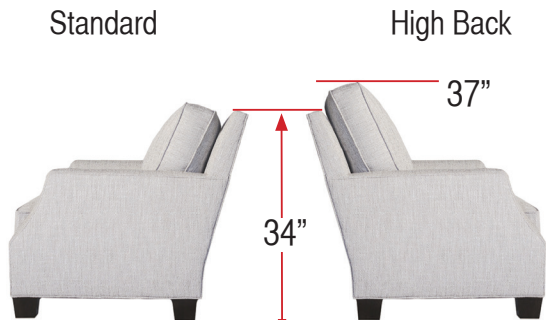
Proudly Made with Care in the U.S.A. since 1899



Brighton Sofas, Chairs and Sectionals

Your design. Our craftsmanship

Back Height



Back/Arm

Box Straight / Track Arm

BSTA

3" track

BSTA.b
w/buttons



Box Straight / Track Tee

BSTT

4 1/2" track

BSTT.b
w/buttons



Box Straight / Sloping Track

BSST

3" track

BSST.b
w/buttons



Box Curve / Urban Scoop

BCUS

BCUS.b
w/buttons



Box Curve / Full Sock

BCFS

BCFS.b
w/buttons



When buttons are specified, the layout is as shown. Adding buttons results in a firmer back cushion and a slight increase in seat depth.



Width

Grand Sofas

GD3:3 *

GD3:1



Sofas

LD3:3

LD3:1



Three Quarters

TQ2:2 *



Chairs

HC *



GD2:2 *

GD2:1



LD2:2

LD2:1



TQ2:1



C

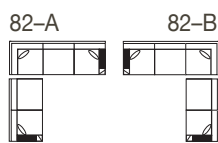


Sectionals

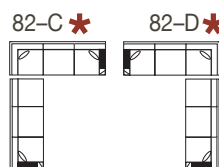
(Popular layouts or design your own)



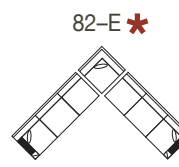
95" x 95"



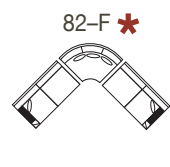
122" x 95"



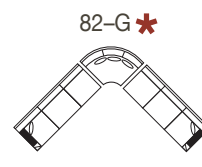
122" x 122"



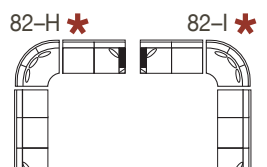
111" x 111"



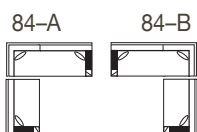
138" x 138"



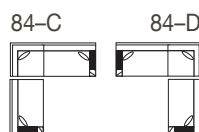
138" x 111"



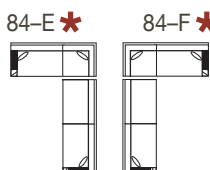
82" x 82"



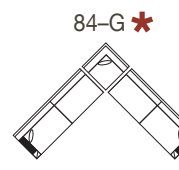
82" x 82"



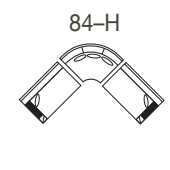
122" x 82"



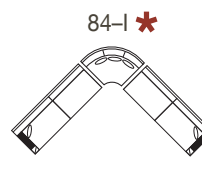
122" x 122"



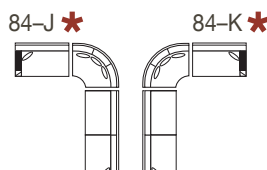
98" x 98"



138" x 138"



138" x 98"



* Chaise with movable base available at extra charge.

Seat Depth

20" Short



22" Standard



24" Deep



Base

Highland Spool



Pyramid Foot



Square Tapered Leg



Metro Trim



Round Metal Leg



MT5 base option available at extra charge. Seat height is 19 inches for all base treatments.

8 Way Hand Tied



Over 700 Fabrics

Proudly Made with Care in the U.S.A. for Over 110 Years

Brighton Sofas and Chairs - Order Form

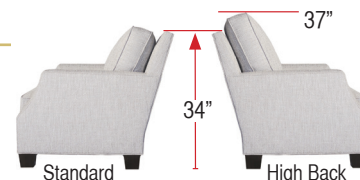
SAMPLE ORDER: **1** 84H **2** BSTA.b - **3** GD3:3 - **4** 20 - **5** P5

Dealer Name _____ ITEM #1 _____

Customer Name _____ ITEM #2 _____

Notes _____

- 1 Back Height** 84 Standard **84H** High Back
High Back option adds 3" to overall height:



2 Back/Arm

Box Straight / Track Arm




Box Straight / Track Tee



Box Straight / Sloping Track



Box Curve / Urban Scoop



Box Curve / Full Sock



*When buttons are specified, the layout is as shown. Adding buttons results in a firmer back cushion and a slight increase in seat depth.



3 Size, Back:Seat (For sectionals see Brighton Sectional order form)

Grand Sofas



Sofas



Three Quarters



Chair and a Half



Chair



W = Outer Frame Width / SW = Seat Width

	Grand Sofa W/SW	Sofa W/SW	Three Quarter W/SW	Chair 1/2 W/SW	Chair W/SW
Track Arm	90 1/2/81	78 1/2/69	63 1/2/54	50/40 1/2	32 1/2/23
Track Tee	93/81	81/69	66/54	52 1/2/40 1/2	35/23
Sloping Track	90 1/2/81	78 1/2/69	63 1/2/54	50/40 1/2	32 1/2/23
Urban Scoop	90/81	78/69	63/54	49 1/2/40 1/2	32/23
Full Sock	93 1/2/81	81 1/2/69	66 1/2/54	53/40 1/2	35 1/2/23

*Chaise with movable base available at extra charge.
TA, ST, US and FS arms with chaise come with rectangular chaise cushion.
TT arm with chaise comes with a Tee chaise cushion.

All sofas come with 1 pair of #20 db pillows (down blend) standard.
**Bench seats in NRR fabrics will have seams aligned with back pillow breaks.

4 Seat Depth

20"



Short



22"



Standard



24"



Deep



5 Base

HS5



Highland Spool 5"



P5



Pyramid Foot 5"



SQ5



Square Tapered Leg 5"



MT5



Metro Trim 5"



RM5



Round Metal Leg 5"



MT5 and RM5 base options available at extra charge.

Seat height is 19 inches for all base treatments.

6 Base Finish

Light Pioneer

Pioneer

Dark Pine

Jet

Antique Cherry

Java

Stone

Available at extra charge:

Double Needle Stitching
Applied to seat cushion, back pillows, #20.db pillows, TT, TA, ST arms.

***Chaise with Movable Base**
To substitute the long chaise cushion and movable ottoman base for a seat cushion, specify: **84-GD3:3X** (27" wide), **84-TQ2:2X** (27" wide), **84-GD2:2XX** (40 1/2" wide), **84-HCXX** (40 1/2" wide).
The chaise cushion (only) may be cut NRR (non-railroaded) to eliminate seams.





Brighton Sofas and Chairs

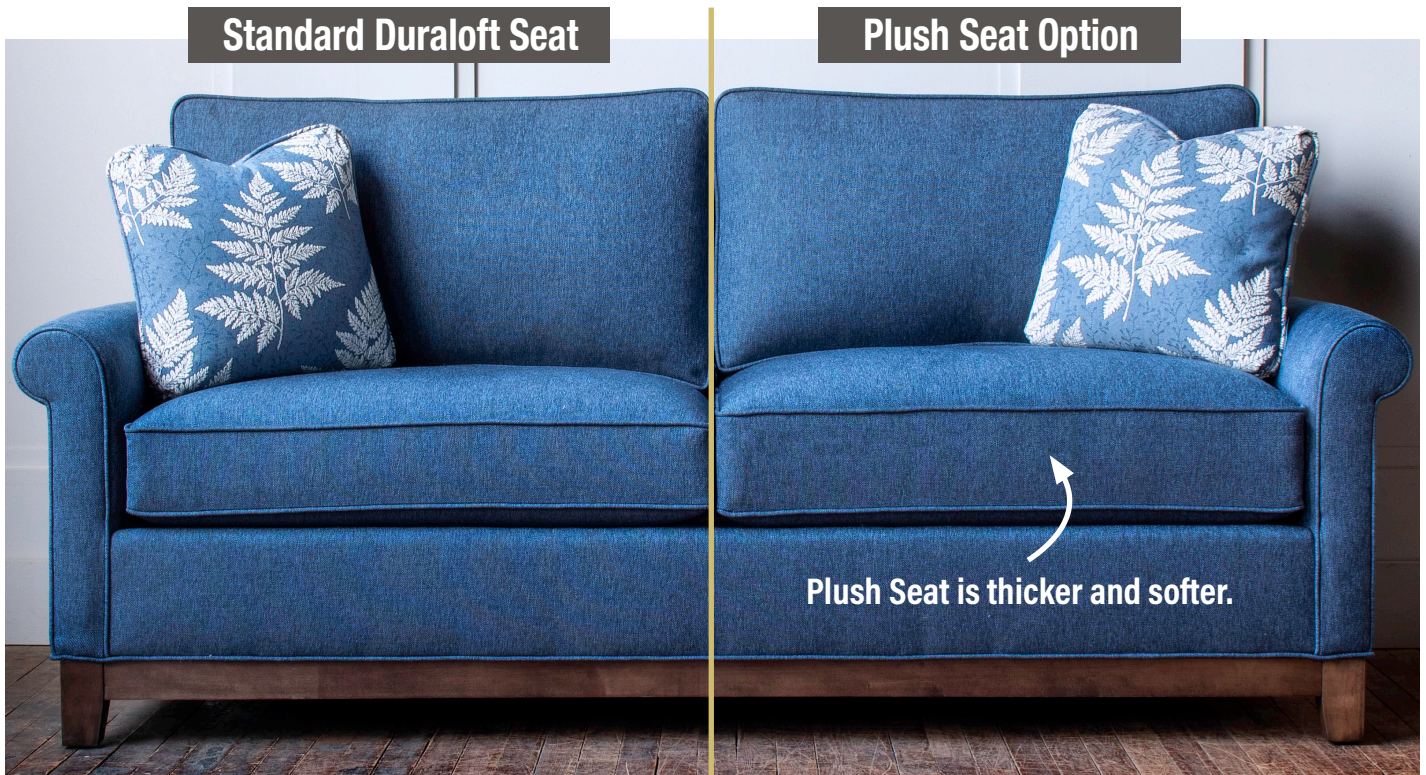
Your design. Our craftsmanship



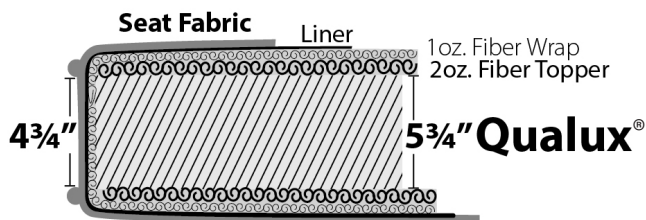
Series 84: Dimensions

Width	Available Cushion Widths	Track Arm	Track Tee	Sloping Track	Urban Scoop	Full Sock
Grand Sofa (GD)	* 27, * 40 ^{1/2} , 81	W: 90 ^{1/2} SW: 81	W: 93 SW: 81	W: 90 ^{1/2} SW: 81	W: 90 SW: 81	W: 93 ^{1/2} SW: 81
Sofa (LD)	23, 34 ^{1/2} , 69	W: 78 ^{1/2} SW: 69	W: 81 SW: 69	W: 78 ^{1/2} SW: 69	W: 78 SW: 69	W: 81 ^{1/2} SW: 69
Sofa (TQ)	* 27, 54	W: 63 ^{1/2} SW: 54	W: 66 SW: 54	W: 63 ^{1/2} SW: 54	W: 63 SW: 54	W: 66 ^{1/2} SW: 54
Chair and a Half (HC)	* 40 ^{1/2}	W: 50 SW: 40 ^{1/2}	W: 52 ^{1/2} SW: 40 ^{1/2}	W: 50 SW: 40 ^{1/2}	W: 49 ^{1/2} SW: 40 ^{1/2}	W: 53 SW: 40 ^{1/2}
Chair (C)	23	W: 32 ^{1/2} SW: 23	W: 35 SW: 23	W: 32 ^{1/2} SW: 23	W: 32 SW: 23	W: 35 ^{1/2} SW: 23
Depth	SD (Seat Depth) SD with Chaise D (overall Depth) D with Chaise	SD: 20 22 24 58 60 62 D: 34 36 38 72 74 76	SD: 20 22 24 58 60 62 D: 34 36 38 72 74 76	SD: 20 22 24 58 60 62 D: 34 36 38 72 74 76	SD: 20 22 24 58 60 62 D: 34 36 38 72 74 76	SD: 20 22 24 58 60 62 D: 34 36 38 72 74 76
Height	84 84H	H: 34 H: 37 SH: 19 AH: 25 ^{1/2}	H: 34 H: 37 SH: 19 AH: 25 ^{1/2}	H: 34 H: 37 SH: 19 AH: 25 ^{1/2}	H: 34 H: 37 SH: 19 AH: 25 ^{1/2}	H: 34 H: 37 SH: 19 AH: 25 ^{1/2}

* Chaise available TA, ST, US and FS arms with chaise come with rectangular chaise cushion. TT arm with chaise comes with a Tee chaise cushion.



Duraloft Seat Construction



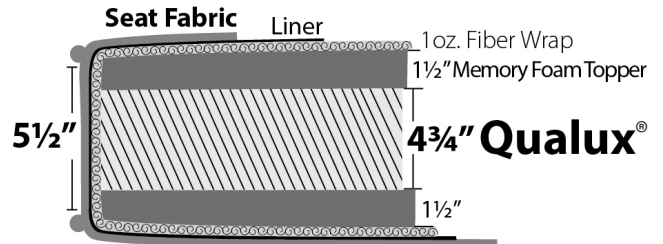
Standard on:
Madison
Brighton
Tight Back
Highland Park*

*Note: Highland Park uses 4 3/4" Qualux®.
 Between welts is 4 3/4" - same as others.

Firm Seat Option

Construction same as standard, except
 Qualux® polyfoam is firmer.

Plush Seat Option Construction



Plush Seat Features

- Finished seat is thicker than Standard
- Memory foam creates softer luxurious sit


Plush Seat Option available only on:

Madison
Brighton
Tight Back
Highland Park*


*Note: Highland Park uses 4 1/4" Qualux®.
 Between welts is 5 1/2" - same as others.

See price list for Plush Seat Option price.

Finishes

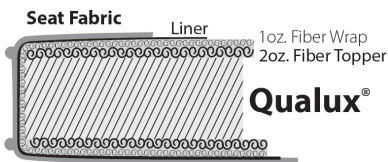


Nail Head

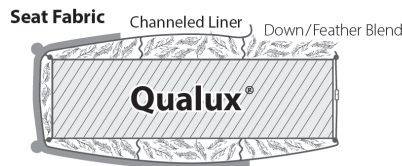


Cushions

Standard / Firm

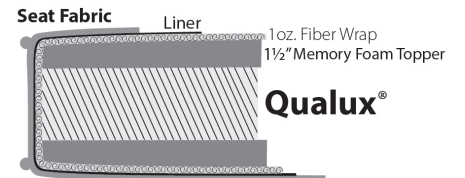


Down



Plush

For Brighton, Highland Park, Madison and Tight Back Custom Collections only.



Welt or Double Needle

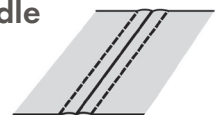
Self Welt



Contrast Welt




Double Needle




Arm Pillows

(sold by pair)




#13

14" x 14"



#20

17" x 17"



#23

20" x 20"

Kidney Pillows

(sold as singles)




#8

8" x 16"



#10

11" x 19"



#4

11" x 25"