

## Brighton Sloping Track



### Standard Features

---

- Loose back
- Duraloft seat cushion
- Hand tied/Hard edge

### Product Overview

---

- Shown with **sloping track arm** (other arms available)
- 5 widths plus sectional and chaise options
- 3 seat depths
- 5 legs, 7 finishes
- 2 back heights: 34 or 37"
- Multiple back over seat options
- Optional back buttons
- Optional double needle stitch
- Optional contrast welt
- Optional nailhead trim

### Product Dimensions

---

- *Outside:* Depth D: 34, 36, or 38  
Height H: 34 or 37
- *Inside:* Seat Depth SD: 20, 22, or 24  
Seat Height SH: 19" for all base treatments
- *Available Frames:*  
Chair: 32"  
Chair and 1/2: 50"  
Three Quarter: 63"  
Sofa: 78"  
Grand Sofa: 90"  
Sectionals

### Notes

---

See next page for order form

**As shown: 84 BSST - C - 24 - MT5**

A member of the **Brighton Custom Collection**, its' low profile is great for casual conversation in an open setting. Highly versatile, Brighton can be either plush or clean and crisp.

[Click Here](#)

or scan the code below to see this frame in different fabrics and download images.



# Brighton Sofas and Chairs - Order Form

SAMPLE ORDER:

**1** 84H **2** BSTA.b - **3** GD3:3 - **4** 20 - **5** P5

Dealer Name \_\_\_\_\_ ITEM #1 \_\_\_\_\_

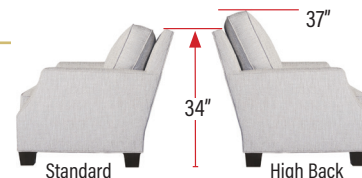
Customer Name \_\_\_\_\_ ITEM #2 \_\_\_\_\_



Notes \_\_\_\_\_

## 1 Back Height

- 84** Standard  **84H** High Back  
High Back option adds 3" to overall height:



## 2 Back/Arm

Box Straight / Track Arm

**BSTA**

3" track



**BSTA.b**  
w/buttons\*

Box Straight / Track Tee

**BSTT**

4 1/2" track



**BSTT.b**  
w/buttons\*

Box Straight / Sloping Track

**BSST**

3" track



**BSST.b**  
w/buttons\*

Box Curve / Urban Scoop

**BCUS**

w/buttons\*



**BCUS.b**  
w/buttons\*

Box Curve / Full Sock

**BCFS**

w/buttons\*



**BCFS.b**  
w/buttons\*

\*When buttons are specified, the layout is as shown. Adding buttons results in a firmer back cushion and a slight increase in seat depth.

**GD2 & HC**



**LD2**



**GD3 & TQ**



**LD3 & C**



## 3 Size, Back:Seat

(For sectionals see Brighton Sectional order form)

Grand Sofas

\* **GD3:3**



Sofas

**LD3:3**



Three Quarters

\* **TQ2:2**



Chair and a Half

\* **HC**



Chair

**C**



**GD3:1**



(Bench Seat\*\*)

**LD3:1**



(Bench Seat\*\*)

**TQ2:1**



(Bench Seat\*\*)

\* **GD2:2**



**LD2:2**



**GD2:1**



(Bench Seat\*\*)

**LD2:1**



(Bench Seat\*\*)

\* Chaise with movable base available at extra charge.

TA, ST, US and FS arms with chaise come with rectangular chaise cushion. TT arm with chaise comes with a Tee chaise cushion.

W = Outer Frame Width / SW = Seat Width

	Grand Sofa W/SW	Sofa W/SW	Three Quarter W/SW	Chair 1/2 W/SW	Chair W/SW
Track Arm	90 1/2 / 81	78 1/2 / 69	63 1/2 / 54	50 / 40 1/2	32 1/2 / 23
Track Tee	93 / 81	81 / 69	66 / 54	52 1/2 / 40 1/2	35 / 23
Sloping Track	90 1/2 / 81	78 1/2 / 69	63 1/2 / 54	50 / 40 1/2	32 1/2 / 23
Urban Scoop	90 / 81	78 / 69	63 / 54	49 1/2 / 40 1/2	32 / 23
Full Sock	93 1/2 / 81	81 1/2 / 69	66 1/2 / 54	53 / 40 1/2	35 1/2 / 23

All sofas come with 1 pair of #20 db pillows (down blend) standard.

\*\*Bench seats in NRR fabrics will have seams aligned with back pillow breaks.

## 4 Seat Depth

**20"**

Short



**22"**

Standard



**24"**

Deep



## 5 Base

**HS5**

Highland  
Spool  
5"



**P5**

Pyramid  
Foot  
5"



**SQ5**

Square  
Tapered Leg  
5"



**MT5**

Metro  
Trim  
5"



**RM5**

Round  
Metal Leg  
5"



**MT5 and RM5**  
base options  
available at  
extra charge.

Seat height is  
19 inches for all  
base treatments.


## 6 Base Finish

- Light Pioneer  Pioneer  Dark Pine  Jet  Antique Cherry  Java  Stone

Available at  
extra charge:

**Double Needle Stitching**  
Applied to seat cushion, back pillows,  
#20.db pillows, TT, TA, ST arms.

\* **Chaise with Movable Base**  
To substitute the long chaise cushion and movable ottoman base for a seat cushion, specify:  
**84-GD3:3X** (27" wide), **84-TQ2:2X** (27" wide), **84-GD2:2XX** (40 1/2" wide), **84-HCXX** (40 1/2" wide).  
The chaise cushion (only) may be cut NRR (non-railroaded) to eliminate seams.



38"



# Brighton Sofas and Chairs

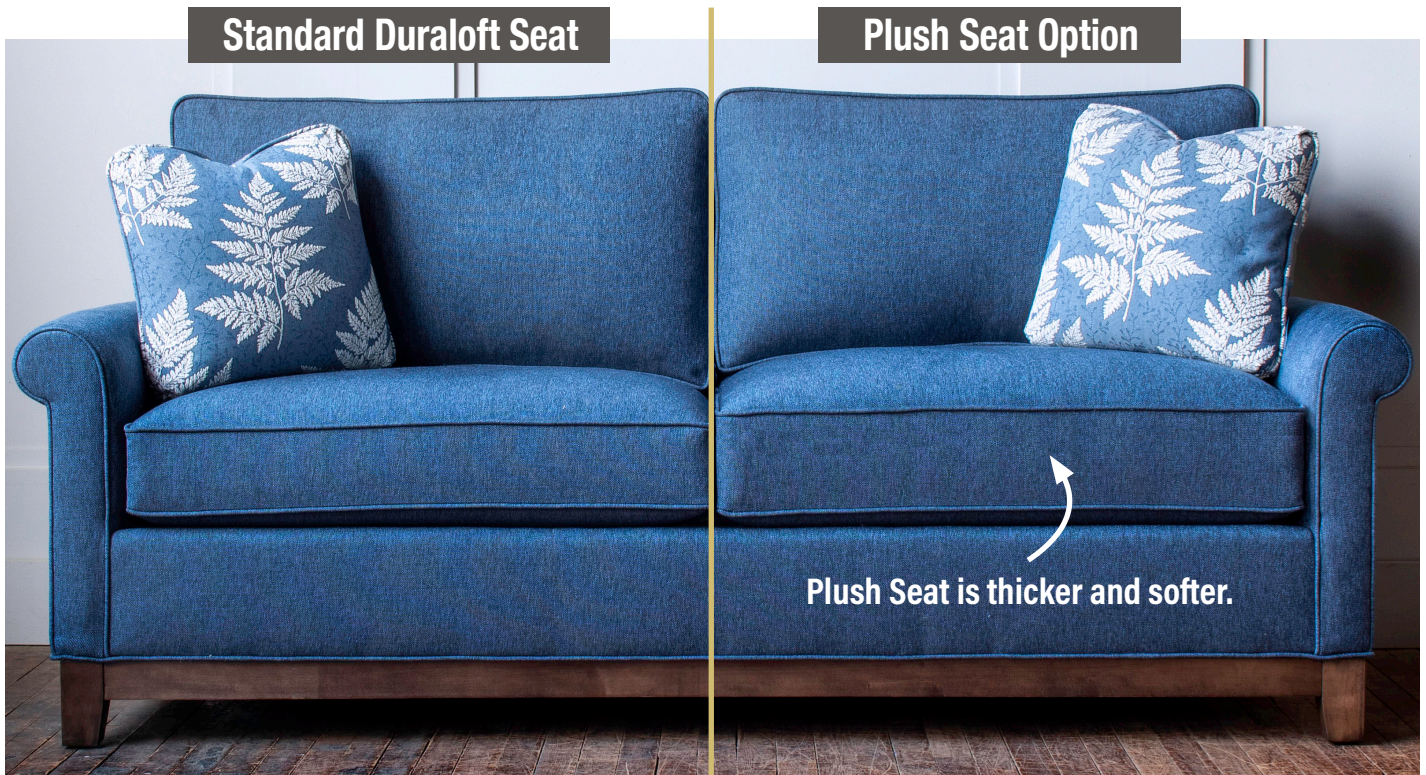
*Your design. Our craftsmanship*



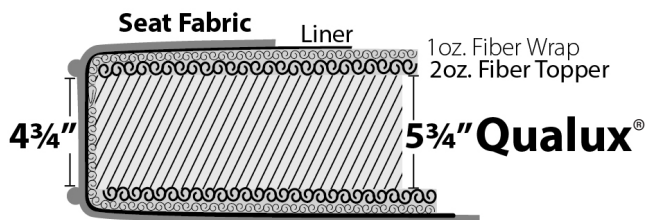
## Series 84: Dimensions

Width	Available Cushion Widths	Track Arm	Track Tee	Sloping Track	Urban Scoop	Full Sock
<b>Grand Sofa</b> (GD)	* 27, * 40 <sup>1/2</sup> , 81	W: 90 <sup>1/2</sup> SW: 81	W: 93 SW: 81	W: 90 <sup>1/2</sup> SW: 81	W: 90 SW: 81	W: 93 <sup>1/2</sup> SW: 81
<b>Sofa</b> (LD)	23, 34 <sup>1/2</sup> , 69	W: 78 <sup>1/2</sup> SW: 69	W: 81 SW: 69	W: 78 <sup>1/2</sup> SW: 69	W: 78 SW: 69	W: 81 <sup>1/2</sup> SW: 69
<b>Sofa</b> (TQ)	* 27, 54	W: 63 <sup>1/2</sup> SW: 54	W: 66 SW: 54	W: 63 <sup>1/2</sup> SW: 54	W: 63 SW: 54	W: 66 <sup>1/2</sup> SW: 54
<b>Chair and a Half</b> (HC)	* 40 <sup>1/2</sup>	W: 50 SW: 40 <sup>1/2</sup>	W: 52 <sup>1/2</sup> SW: 40 <sup>1/2</sup>	W: 50 SW: 40 <sup>1/2</sup>	W: 49 <sup>1/2</sup> SW: 40 <sup>1/2</sup>	W: 53 SW: 40 <sup>1/2</sup>
<b>Chair</b> (C)	23	W: 32 <sup>1/2</sup> SW: 23	W: 35 SW: 23	W: 32 <sup>1/2</sup> SW: 23	W: 32 SW: 23	W: 35 <sup>1/2</sup> SW: 23
<b>Depth</b>	<b>SD (Seat Depth)</b> <b>SD with Chaise</b> <b>D (overall Depth)</b> <b>D with Chaise</b>	SD: 20   22   24 58   60   62 D: 34   36   38 72   74   76	SD: 20   22   24 58   60   62 D: 34   36   38 72   74   76	SD: 20   22   24 58   60   62 D: 34   36   38 72   74   76	SD: 20   22   24 58   60   62 D: 34   36   38 72   74   76	SD: 20   22   24 58   60   62 D: 34   36   38 72   74   76
<b>Height</b>	84 84H	H: 34 H: 37 SH: 19 AH: 25 <sup>1/2</sup>	H: 34 H: 37 SH: 19 AH: 25 <sup>1/2</sup>	H: 34 H: 37 SH: 19 AH: 25 <sup>1/2</sup>	H: 34 H: 37 SH: 19 AH: 25 <sup>1/2</sup>	H: 34 H: 37 SH: 19 AH: 25 <sup>1/2</sup>

\* Chaise available TA, ST, US and FS arms with chaise come with rectangular chaise cushion. TT arm with chaise comes with a Tee chaise cushion.



**Duraloft Seat Construction**



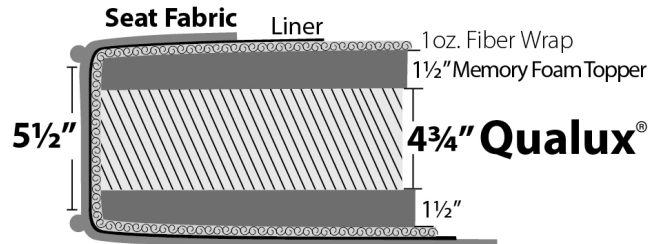
**Standard on:**  
Madison  
Brighton  
Tight Back  
Highland Park\*

\*Note: Highland Park uses 4 3/4" Qualux®.  
Between welts is 4 3/4" - same as others.

**Firm Seat Option**

Construction same as standard, except Qualux® polyfoam is firmer.

**Plush Seat Option Construction**



**Plush Seat Features**

- Finished seat is thicker than Standard
- Memory foam creates softer luxurious sit


Plush Seat Option available only on:

**Madison  
Brighton  
Tight Back  
Highland Park\***


\*Note: Highland Park uses 4 1/4" Qualux®.  
Between welts is 5 1/2" - same as others.

See price list for Plush Seat Option price.

**Finishes**

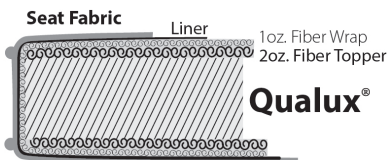


**Nail Head**

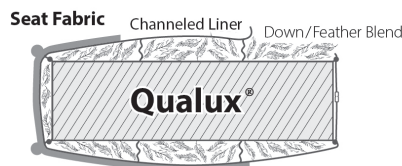


**Cushions**

**Standard / Firm**

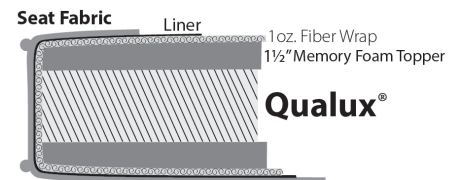


**Down**



**Plush**

For Brighton, Highland Park, Madison and Tight Back Custom Collections only.



**Welt or Double Needle**

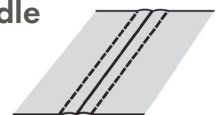
**Self Welt**



**Contrast Welt**




**Double Needle**




**Arm Pillows**

(sold by pair)




**#13**

14" x 14"



**#20**

17" x 17"



**#23**

20" x 20"


**Kidney Pillows**

(sold as singles)




**#8**

8" x 16"



**#10**

11" x 19"



**#4**

11" x 25"