

## Brighton Urban Scoop



### Standard Features

---

- Loose back
- Duraloft seat cushion
- Hand tied/Hard edge

### Product Overview

---

- Shown with **urban scoop arm** (other arms available)
- 5 widths plus sectional and chaise options
- 3 seat depths
- 5 legs, 7 finishes
- 2 back heights: 34 or 37"
- Multiple back over seat options
- Optional back buttons
- Optional double needle stitch
- Optional contrast welt
- Optional nailhead trim

### Product Dimensions

---

- *Outside:*    Depth                    D: 34, 36, or 38  
                  Height                    H: 34 or 37
- *Inside:*     Seat Depth            SD: 20, 22, or 24  
                  Seat Height            SH: 19" for all base treatments
- *Available Frames:*  
                  Chair: 32"  
                  Chair and 1/2: 50"  
                  Three Quarter: 63"  
                  Sofa: 78"  
                  Grand Sofa: 90"  
                  Sectionals

### Notes

---

See next page for order form

**As shown: 84 BCUS - C - 22 - MT5**

A member of the **Brighton Custom Collection**, its' low profile is great for casual conversation in an open setting. Highly versatile, Brighton can be either plush or clean and crisp.

[Click Here](#)  
or scan the  
code below to  
see this frame  
in different  
fabrics and  
download  
images.



# Brighton Sofas and Chairs - Order Form

SAMPLE ORDER:

**1** 84H **2** BSTA.b - **3** GD3:3 - **4** 20 - **5** P5

Dealer Name \_\_\_\_\_ ITEM #1 \_\_\_\_\_

Customer Name \_\_\_\_\_ ITEM #2 \_\_\_\_\_




Notes \_\_\_\_\_

## 1 Back Height

84 Standard

84H High Back

High Back option adds 3" to overall height:



## 2 Back/Arm

Box Straight / Track Arm

BSTA



3" track

BSTA.b w/buttons\*

Box Straight / Track Tee

BSTT



4 1/2" track

BSTT.b w/buttons\*

Box Straight / Sloping Track

BSST



3" track

BSST.b w/buttons\*

Box Curve / Urban Scoop

BCUS



BCUS.b w/buttons\*

Box Curve / Full Sock

BCFS



BCFS.b w/buttons\*

\*When buttons are specified, the layout is as shown. Adding buttons results in a firmer back cushion and a slight increase in seat depth.

GD2 & HC



LD2



GD3 & TQ



LD3 & C



## 3 Size, Back:Seat

(For sectionals see Brighton Sectional order form)

Grand Sofas



\* GD3:3

Sofas



LD3:3

Three Quarters



\* TQ2:2

Chair and a Half



\* HC

Chair



C



GD3:1

(Bench Seat\*\*)



LD3:1

(Bench Seat\*\*)



TQ2:1

(Bench Seat\*\*)



\* GD2:2



LD2:2



GD2:1

(Bench Seat\*\*)



LD2:1

(Bench Seat\*\*)

\* Chaise with movable base available at extra charge.

TA, ST, US and FS arms with chaise come with rectangular chaise cushion. TT arm with chaise comes with a Tee chaise cushion.

W = Outer Frame Width / SW = Seat Width

	Grand Sofa W/SW	Sofa W/SW	Three Quarter W/SW	Chair 1/2 W/SW	Chair W/SW
Track Arm	90 1/2 / 81	78 1/2 / 69	63 1/2 / 54	50 / 40 1/2	32 1/2 / 23
Track Tee	93 / 81	81 / 69	66 / 54	52 1/2 / 40 1/2	35 / 23
Sloping Track	90 1/2 / 81	78 1/2 / 69	63 1/2 / 54	50 / 40 1/2	32 1/2 / 23
Urban Scoop	90 / 81	78 / 69	63 / 54	49 1/2 / 40 1/2	32 / 23
Full Sock	93 1/2 / 81	81 1/2 / 69	66 1/2 / 54	53 / 40 1/2	35 1/2 / 23

All sofas come with 1 pair of #20 db pillows (down blend) standard.

\*\*Bench seats in NRR fabrics will have seams aligned with back pillow breaks.

## 4 Seat Depth

20"

Short



22"

Standard



24"

Deep



## 5 Base

HS5

Highland Spool 5"



P5

Pyramid Foot 5"



SQ5

Square Tapered Leg 5"



MT5

Metro Trim 5"



RM5

Round Metal Leg 5"



MT5 and RM5 base options available at extra charge.

Seat height is 19 inches for all base treatments.

## 6 Base Finish

Light Pioneer

Pioneer

Dark Pine

Jet

Antique Cherry

Java

Stone


Available at extra charge:

84-Sofa-05-2023

Double Needle Stitching  
Applied to seat cushion, back pillows, #20.db pillows, TT, TA, ST arms.

\* Chaise with Movable Base

To substitute the long chaise cushion and movable ottoman base for a seat cushion, specify: 84-GD3:3X (27" wide), 84-TQ2:2X (27" wide), 84-GD2:2XX (40 1/2" wide), 84-HCXX (40 1/2" wide). The chaise cushion (only) may be cut NRR (non-railroaded) to eliminate seams.





# Brighton Sofas and Chairs

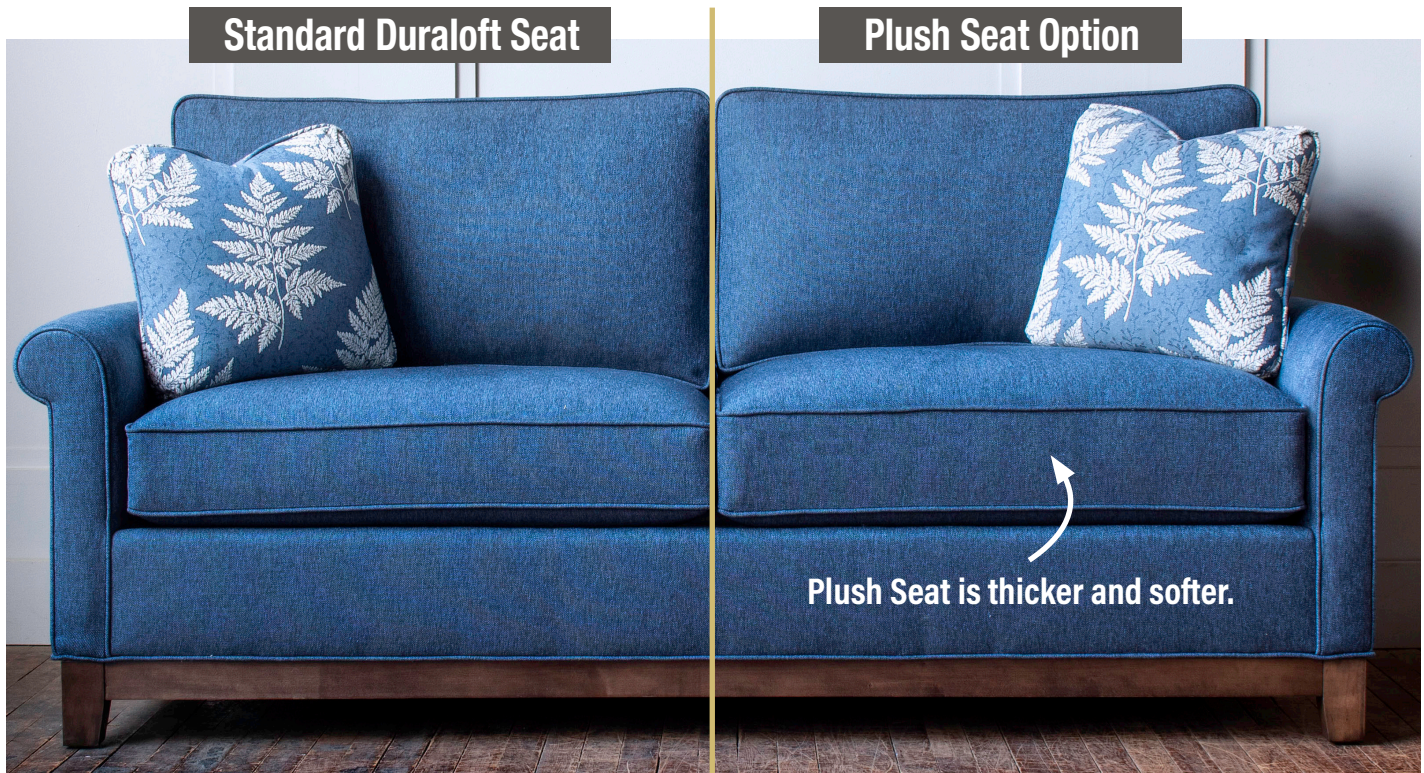
*Your design. Our craftsmanship*



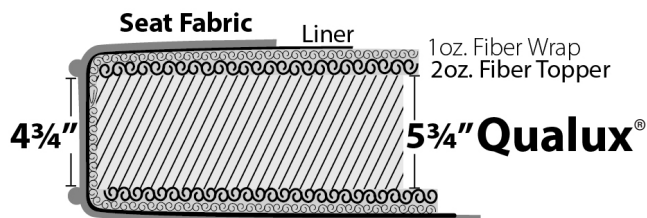
## Series 84: Dimensions

Width	Available Cushion Widths	Track Arm	Track Tee	Sloping Track	Urban Scoop	Full Sock
<b>Grand Sofa</b> (GD)	* 27, * 40 <sup>1/2</sup> , 81	W: 90 <sup>1/2</sup> SW: 81	W: 93 SW: 81	W: 90 <sup>1/2</sup> SW: 81	W: 90 SW: 81	W: 93 <sup>1/2</sup> SW: 81
<b>Sofa</b> (LD)	23, 34 <sup>1/2</sup> , 69	W: 78 <sup>1/2</sup> SW: 69	W: 81 SW: 69	W: 78 <sup>1/2</sup> SW: 69	W: 78 SW: 69	W: 81 <sup>1/2</sup> SW: 69
<b>Sofa</b> (TQ)	* 27, 54	W: 63 <sup>1/2</sup> SW: 54	W: 66 SW: 54	W: 63 <sup>1/2</sup> SW: 54	W: 63 SW: 54	W: 66 <sup>1/2</sup> SW: 54
<b>Chair and a Half</b> (HC)	* 40 <sup>1/2</sup>	W: 50 SW: 40 <sup>1/2</sup>	W: 52 <sup>1/2</sup> SW: 40 <sup>1/2</sup>	W: 50 SW: 40 <sup>1/2</sup>	W: 49 <sup>1/2</sup> SW: 40 <sup>1/2</sup>	W: 53 SW: 40 <sup>1/2</sup>
<b>Chair</b> (C)	23	W: 32 <sup>1/2</sup> SW: 23	W: 35 SW: 23	W: 32 <sup>1/2</sup> SW: 23	W: 32 SW: 23	W: 35 <sup>1/2</sup> SW: 23
<b>Depth</b>	<b>SD (Seat Depth)</b> <b>SD with Chaise</b> <b>D (overall Depth)</b> <b>D with Chaise</b>	SD: 20   22   24 58   60   62 D: 34   36   38 72   74   76	SD: 20   22   24 58   60   62 D: 34   36   38 72   74   76	SD: 20   22   24 58   60   62 D: 34   36   38 72   74   76	SD: 20   22   24 58   60   62 D: 34   36   38 72   74   76	SD: 20   22   24 58   60   62 D: 34   36   38 72   74   76
<b>Height</b>	84 84H	H: 34 H: 37 SH: 19 AH: 25 <sup>1/2</sup>	H: 34 H: 37 SH: 19 AH: 25 <sup>1/2</sup>	H: 34 H: 37 SH: 19 AH: 25 <sup>1/2</sup>	H: 34 H: 37 SH: 19 AH: 25 <sup>1/2</sup>	H: 34 H: 37 SH: 19 AH: 25 <sup>1/2</sup>

\* Chaise available TA, ST, US and FS arms with chaise come with rectangular chaise cushion. TT arm with chaise comes with a Tee chaise cushion.



**Duraloft Seat Construction**



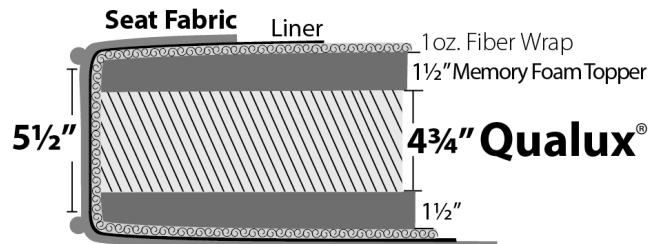
**Standard on:**  
Madison  
Brighton  
Tight Back  
Highland Park\*

\*Note: Highland Park uses 4 3/4" Qualux®.  
Between welts is 4 3/4" - same as others.

**Firm Seat Option**

Construction same as standard, except Qualux® polyfoam is firmer.

**Plush Seat Option Construction**



**Plush Seat Features**

- Finished seat is thicker than Standard
- Memory foam creates softer luxurious sit


Plush Seat Option available only on:

**Madison  
Brighton  
Tight Back  
Highland Park\***


\*Note: Highland Park uses 4 1/4" Qualux®.  
Between welts is 5 1/2" - same as others.

See price list for Plush Seat Option price.

**Finishes**

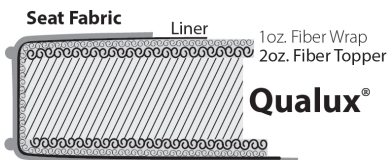


**Nail Head**

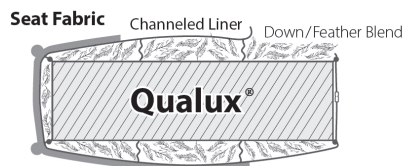


**Cushions**

**Standard / Firm**

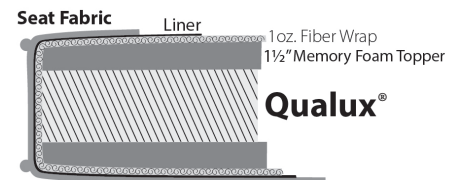


**Down**



**Plush**

For Brighton, Highland Park, Madison and Tight Back Custom Collections only.



**Welt or Double Needle**

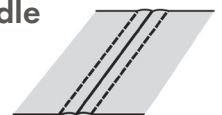
**Self Welt**



**Contrast Welt**




**Double Needle**




**Arm Pillows**

(sold by pair)




**#13**

14" x 14"



**#20**

17" x 17"



**#23**

20" x 20"

**Kidney Pillows**

(sold as singles)




**#8**

8" x 16"



**#10**

11" x 19"



**#4**

11" x 25"