



Standard Features

- Loose back
- Duraloft seat cushion
- Hand tied/Hard edge
- Armside hold down clips on bench seat
- 1 Pair #20 pillows

Product Overview

- Shown with **urban scoop arm** (other arms available)
- 5 widths plus sectional and chaise options
- 3 seat depths
- 5 legs, 7 finishes
- 2 back heights: 34 or 37"
- Multiple back over seat options
- Optional back buttons
- Optional double needle stitch
- Optional contrast welt
- Optional nailhead trim

Product Dimensions

- *Outside:* Depth D: 34, 36, or 38
Height H: 34 or 37
- *Inside:* Seat Depth SD: 20, 22, or 24
Seat Height SH: 19" for all base treatments
- *Available Frames:*
Chair: 32"
Chair and 1/2: 49"
Three Quarter: 63"
Sofa: 78"
Grand Sofa: 90"
Sectionals

Notes

See next page for order form

As shown: 84 BCUS - GD2:1 - 22 - SQ5

A member of the **Brighton Custom Collection**, its' low profile is great for casual conversation in an open setting. Highly versatile, Brighton can be either plush or clean and crisp.

[Click Here](#)
or scan the
code below to
see this frame
in different
fabrics and
download
images.



Brighton Sofas and Chairs - Order Form

SAMPLE ORDER:

1 84H **2** BSTA.b - **3** GD3:3 - **4** 20 - **5** P5

Dealer Name _____ ITEM #1 _____

Customer Name _____ ITEM #2 _____




Notes _____

1 Back Height

84 Standard

84H High Back

High Back option adds 3" to overall height:



2 Back/Arm

Box Straight / Track Arm

BSTA

3" track



Box Straight / Track Tee

BSTT

4 1/2" track



Box Straight / Sloping Track

BSST

3" track



Box Curve / Urban Scoop

BCUS

w/buttons*



Box Curve / Full Sock

BCFS

w/buttons*



BSTA.b

w/buttons*

BSTT.b

w/buttons*

BSST.b

w/buttons*

BCUS.b

w/buttons*

BCFS.b

w/buttons*

*When buttons are specified, the layout is as shown. Adding buttons results in a firmer back cushion and a slight increase in seat depth.

GD2 & HC



LD2



GD3 & TQ



LD3 & C



3 Size, Back:Seat

(For sectionals see Brighton Sectional order form)

Grand Sofas

* GD3:3



Sofas

LD3:3



Three Quarters

* TQ2:2



Chair and a Half

* HC



Chair

C



GD3:1



(Bench Seat**)

LD3:1



(Bench Seat**)

TQ2:1



(Bench Seat**)

* GD2:2



LD2:2



GD2:1



(Bench Seat**)

LD2:1



(Bench Seat**)

* Chaise with movable base available at extra charge.

TA, ST, US and FS arms with chaise come with rectangular chaise cushion. TT arm with chaise comes with a Tee chaise cushion.

W = Outer Frame Width / SW = Seat Width

	Grand Sofa W/SW	Sofa W/SW	Three Quarter W/SW	Chair 1/2 W/SW	Chair W/SW
Track Arm	90 1/2 / 81	78 1/2 / 69	63 1/2 / 54	50 / 40 1/2	32 1/2 / 23
Track Tee	93 / 81	81 / 69	66 / 54	52 1/2 / 40 1/2	35 / 23
Sloping Track	90 1/2 / 81	78 1/2 / 69	63 1/2 / 54	50 / 40 1/2	32 1/2 / 23
Urban Scoop	90 / 81	78 / 69	63 / 54	49 1/2 / 40 1/2	32 / 23
Full Sock	93 1/2 / 81	81 1/2 / 69	66 1/2 / 54	53 / 40 1/2	35 1/2 / 23

All sofas come with 1 pair of #20 db pillows (down blend) standard.

**Bench seats in NRR fabrics will have seams aligned with back pillow breaks.

4 Seat Depth

20"

Short



22"

Standard



24"

Deep



5 Base

HS5

Highland
Spool
5"



P5

Pyramid
Foot
5"



SQ5

Square
Tapered Leg
5"



MT5

Metro
Trim
5"



RM5

Round
Metal Leg
5"



MT5 and RM5 base options available at extra charge.

Seat height is 19 inches for all base treatments.

6 Base Finish

Light Pioneer

Pioneer

Dark Pine

Jet

Antique Cherry

Java

Stone

Available at extra charge:


84-Sofa-05-2023

Double Needle Stitching

Applied to seat cushion, back pillows, #20.db pillows, TT, TA, ST arms.

* Chaise with Movable Base

To substitute the long chaise cushion and movable ottoman base for a seat cushion, specify: 84-GD3:3X (27" wide), 84-TQ2:2X (27" wide), 84-GD2:2XX (40 1/2" wide), 84-HCXX (40 1/2" wide). The chaise cushion (only) may be cut NRR (non-railroaded) to eliminate seams.



38"



Brighton Sofas and Chairs

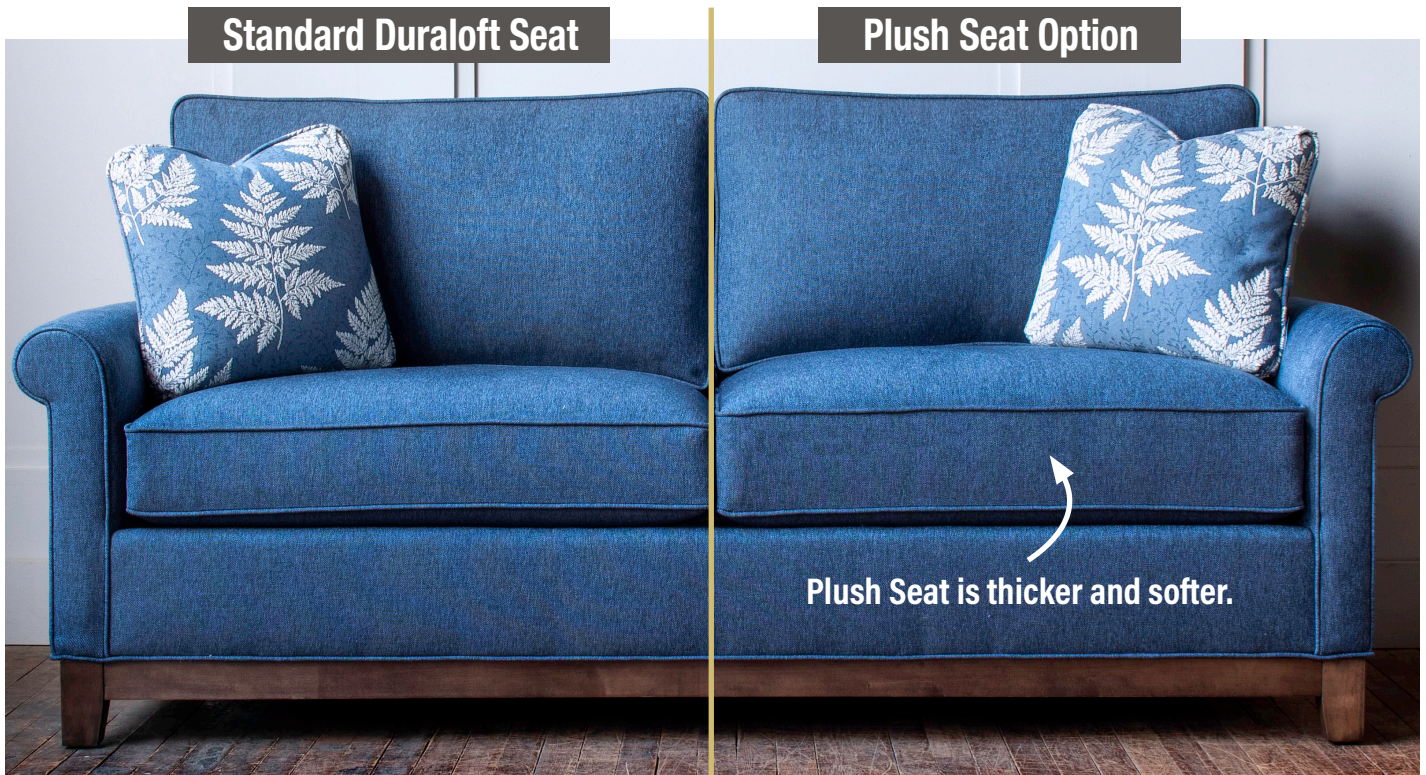
Your design. Our craftsmanship



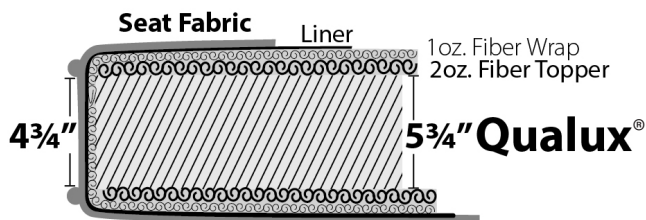
Series 84: Dimensions

Width	Available Cushion Widths	Track Arm	Track Tee	Sloping Track	Urban Scoop	Full Sock
Grand Sofa (GD)	* 27, * 40 ^{1/2} , 81	W: 90 ^{1/2} SW: 81	W: 93 SW: 81	W: 90 ^{1/2} SW: 81	W: 90 SW: 81	W: 93 ^{1/2} SW: 81
Sofa (LD)	23, 34 ^{1/2} , 69	W: 78 ^{1/2} SW: 69	W: 81 SW: 69	W: 78 ^{1/2} SW: 69	W: 78 SW: 69	W: 81 ^{1/2} SW: 69
Sofa (TQ)	* 27, 54	W: 63 ^{1/2} SW: 54	W: 66 SW: 54	W: 63 ^{1/2} SW: 54	W: 63 SW: 54	W: 66 ^{1/2} SW: 54
Chair and a Half (HC)	* 40 ^{1/2}	W: 50 SW: 40 ^{1/2}	W: 52 ^{1/2} SW: 40 ^{1/2}	W: 50 SW: 40 ^{1/2}	W: 49 ^{1/2} SW: 40 ^{1/2}	W: 53 SW: 40 ^{1/2}
Chair (C)	23	W: 32 ^{1/2} SW: 23	W: 35 SW: 23	W: 32 ^{1/2} SW: 23	W: 32 SW: 23	W: 35 ^{1/2} SW: 23
Depth	SD (Seat Depth) SD with Chaise D (overall Depth) D with Chaise	SD: 20 22 24 58 60 62 D: 34 36 38 72 74 76	SD: 20 22 24 58 60 62 D: 34 36 38 72 74 76	SD: 20 22 24 58 60 62 D: 34 36 38 72 74 76	SD: 20 22 24 58 60 62 D: 34 36 38 72 74 76	SD: 20 22 24 58 60 62 D: 34 36 38 72 74 76
Height	84 84H	H: 34 H: 37 SH: 19 AH: 25 ^{1/2}	H: 34 H: 37 SH: 19 AH: 25 ^{1/2}	H: 34 H: 37 SH: 19 AH: 25 ^{1/2}	H: 34 H: 37 SH: 19 AH: 25 ^{1/2}	H: 34 H: 37 SH: 19 AH: 25 ^{1/2}

* Chaise available TA, ST, US and FS arms with chaise come with rectangular chaise cushion. TT arm with chaise comes with a Tee chaise cushion.



Duraloft Seat Construction



Standard on:

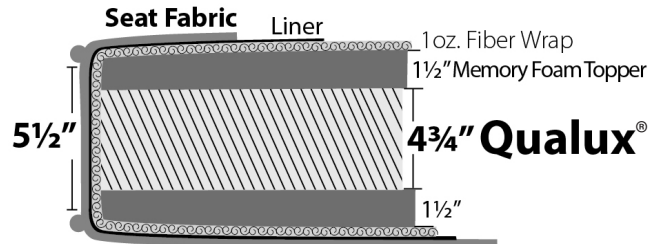
- Madison**
- Brighton**
- Tight Back**
- Highland Park***

*Note: Highland Park uses 4 3/4" Qualux®. Between welts is 4 3/4" - same as others.

Firm Seat Option

Construction same as standard, except Qualux® polyfoam is firmer.

Plush Seat Option Construction



Plush Seat Features

- Finished seat is thicker than Standard
- Memory foam creates softer luxurious sit


Plush Seat Option available only on:

- Madison**
- Brighton**
- Tight Back**
- Highland Park***


*Note: Highland Park uses 4 1/4" Qualux®. Between welts is 5 1/2" - same as others.

See price list for Plush Seat Option price.

Finishes

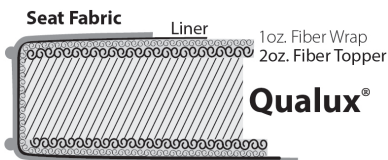


Nail Head

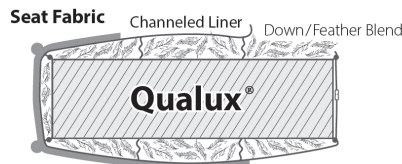


Cushions

Standard / Firm

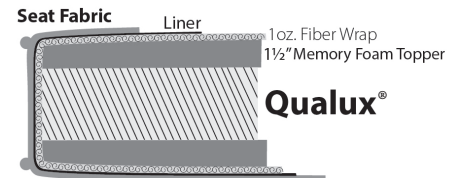


Down



Plush

For Brighton, Highland Park, Madison and Tight Back Custom Collections only.



Welt or Double Needle

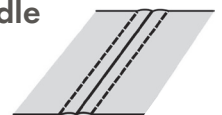
Self Welt



Contrast Welt




Double Needle



Arm Pillows

(sold by pair)



Kidney Pillows

(sold as singles)

