



### Standard Features

---

- Loose/Attached back
- Duraloft seat cushion
- Hand tied/Hard edge

### Product Overview

---

- Shown with **rising track arm** (other arms available)
- 5 widths plus sectional and chaise options
- 3 seat depths
- 4 legs, 7 finishes
- 6 backs, loose or attached
- Multiple back over seat options
- Optional double needle stitch
- Optional contrast welt
- Optional nailhead trim

### Product Dimensions

---

- *Outside:*    Depth                    D: 33, 35, or 37  
                  Height                        H: 36
- *Inside:*      Seat Depth                SD: 20, 22, or 24  
                  Seat Height                SH: 19" for all base treatments
- *Available Frames:*  
                  Chair: 31"  
                  Love Seat: 54"  
                  Three Quarter: 68"  
                  Sofa: 78"  
                  Sectionals

### Notes

---

See next page for order form

**As shown: 44 LKSRT - C - 22 - MT6**

A member of the **Highland Park Custom Collection**, which looks back to the mid-century with simple lines and smaller scaled pieces. The collection can be both contemporary and traditional.

[Click Here](#)  
or scan the code below to see this frame in different fabrics and download images.



# Highland Park Sofas and Chairs Order Form

SAMPLE ORDER:

**1** 44 **ABT** **2** FS **3** D3 - **4** 22 - **5** PFS

Dealer Name \_\_\_\_\_ ITEM #1 \_\_\_\_\_



Scan to see gallery pictures

Customer Name \_\_\_\_\_ ITEM #2 \_\_\_\_\_

Notes \_\_\_\_\_

## 1 Back

Loose Box Tee  
**LBT**



Attached Box Tee  
**ABT**



Loose Box Straight  
**LBS**



Attached Box Straight  
**ABS**



Loose Knife Straight  
**LKS**



Loose Knife Tee  
**LKT**



## 2 Arm

Full Sock  
**FS**



Urban Taper  
**UT**



Track Arm  
**TA**



Metro Round  
**MR**



Rising Track  
**RT**



Rising Round  
**RR**



## 3 Frame Size (For related sectionals see Highland Park Sectional order form)

Sofa



**D3 \***

Sofa



**D2**

Three Quarter



**TQ**

Love Seat



**LS \***

Chair



**C \***

FS	W: 83 SW: 70 <sup>1/2</sup>	W: 83 SW: 70 <sup>1/2</sup>	W: 73 SW: 60 <sup>1/2</sup>	W: 59 <sup>1/2</sup> SW: 47	W: 36 SW: 23 <sup>1/2</sup>
UT	W: 82 <sup>1/2</sup> "	W: 82 <sup>1/2</sup> "	W: 72 <sup>1/2</sup> "	W: 59 "	W: 35 <sup>1/2</sup> "
TA / RT	W: 78 "	W: 78 "	W: 68 "	W: 54 <sup>1/2</sup> "	W: 31 "
MR / RR	W: 80 "	W: 80 "	W: 70 "	W: 56 <sup>1/2</sup> "	W: 33 "

\* Chaise with movable base available at extra charge.

(W = Outer Frame Width SW = Seat Width)

## 4 Seat Depth

20"



Short



22"



Standard



24"



Deep



## 5 Base

PFS



Pyramid Foot Small 3"



HSP



Highland Spool 6"



SQ6



Square Tapered Leg 6"



MT6



Metro Trim 6"



MT6 base option available at extra charge.

Seat height is 19 inches for all base treatments.

## 6 Base Finish

Light Pioneer

Pioneer

Dark Pine

Jet

Antique Cherry

Java

Stone

Available at extra charge:


- Firm Seat Option
- Down Seat Option
- Plush Seat Option

Double Needle Stitching  
Applied to seat cushion, back pillows, #20.db pillows, TA, RT arms.

\* Chaise with Movable Base

To substitute the rectangular chaise cushion and movable ottoman base for any cushion specify:

44-D3X (23<sup>1/2</sup>" wide), 44-LSX (23<sup>1/2</sup>" wide), 44-CX (23<sup>1/2</sup>" wide).





# Highland Park Sofas and Chairs

*Your design. Our craftsmanship*

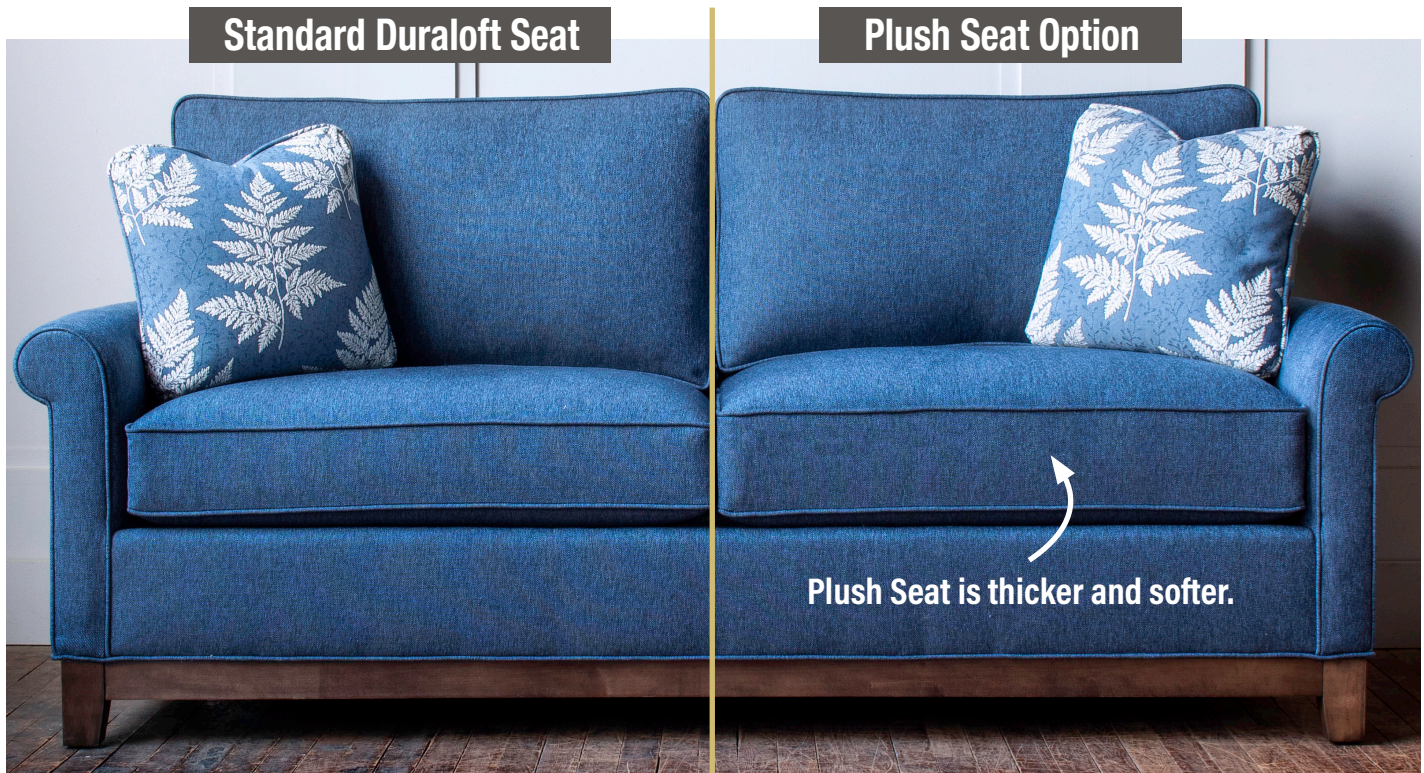


## Series 44: Dimensions

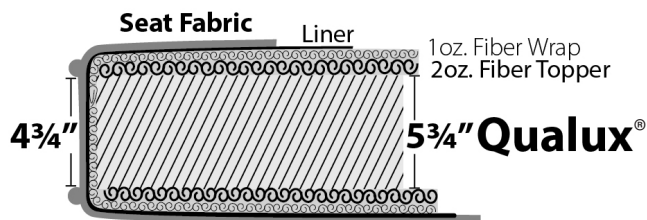
Width	Cushion Width	Full Sock	Urban Taper	Track Arm	Metro Round	Rising Track	Rising Round
<b>Sofa *</b> (D3)	23 <sup>1/2</sup>	W: 83 SW: 70 <sup>1/2</sup>	W: 82 <sup>1/2</sup> SW: 70 <sup>1/2</sup>	W: 78 SW: 70 <sup>1/2</sup>	W: 80 SW: 70 <sup>1/2</sup>	W: 78 SW: 70 <sup>1/2</sup>	W: 80 SW: 70 <sup>1/2</sup>
<b>Sofa</b> (D2)	35 <sup>1/4</sup>	W: 83 SW: 70 <sup>1/2</sup>	W: 82 <sup>1/2</sup> SW: 70 <sup>1/2</sup>	W: 78 SW: 70 <sup>1/2</sup>	W: 80 SW: 70 <sup>1/2</sup>	W: 78 SW: 70 <sup>1/2</sup>	W: 80 SW: 70 <sup>1/2</sup>
<b>Sofa</b> (TQ)	30 <sup>1/4</sup>	W: 73 SW: 60 <sup>1/2</sup>	W: 72 <sup>1/2</sup> SW: 60 <sup>1/2</sup>	W: 68 SW: 60 <sup>1/2</sup>	W: 70 SW: 60 <sup>1/2</sup>	W: 68 SW: 60 <sup>1/2</sup>	W: 70 SW: 60 <sup>1/2</sup>
<b>Loveseat *</b> (LS)	23 <sup>1/2</sup>	W: 59 <sup>1/2</sup> SW: 47	W: 59 SW: 47	W: 54 <sup>1/2</sup> SW: 47	W: 56 <sup>1/2</sup> SW: 47	W: 54 <sup>1/2</sup> SW: 47	W: 56 <sup>1/2</sup> SW: 47
<b>Chair *</b> (C)	23 <sup>1/2</sup>	W: 36 SW: 23 <sup>1/2</sup>	W: 35 <sup>1/2</sup> SW: 23 <sup>1/2</sup>	W: 31 SW: 23 <sup>1/2</sup>	W: 33 SW: 23 <sup>1/2</sup>	W: 31 SW: 23 <sup>1/2</sup>	W: 33 SW: 23 <sup>1/2</sup>
<b>Depth</b>	<b>SD (Seat Depth)</b>	SD: 20   22   24	SD: 20   22   24	SD: 20   22   24	SD: 20   22   24	SD: 20   22   24	SD: 20   22   24
	<b>SD with Chaise</b>	48   50   52	48   50   52	48   50   52	48   50   52	48   50   52	48   50   52
	<b>D (overall Depth)</b>	D: 33   35   37	D: 33   35   37	D: 33   35   37	D: 33   35   37	D: 35   37   39	D: 35   37   39
	<b>D with Chaise</b>	61   63   65	61   63   65	61   63   65	61   63   65	63   65   67	63   65   67
<b>Height</b>		H: 36 SH: 19 AH: 25	H: 36 SH: 19 AH: 24 <sup>1/2</sup>	H: 36 SH: 19 AH: 24	H: 36 SH: 19 AH: 24 <sup>1/2</sup>	H: 38 SH: 19 AH: 24	H: 38 SH: 19 AH: 24 <sup>1/2</sup>

\* Chaise available with rectangular cushion and movable base.





**Duraloft Seat Construction**



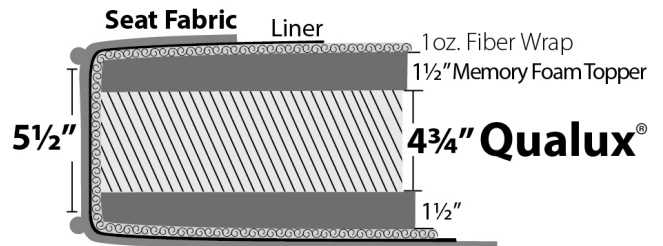
**Standard on:**  
Madison  
Brighton  
Tight Back  
Highland Park\*

\*Note: Highland Park uses 4 3/4" Qualux®.  
Between welts is 4 3/4" - same as others.

**Firm Seat Option**

Construction same as standard, except Qualux® polyfoam is firmer.

**Plush Seat Option Construction**



**Plush Seat Features**

- Finished seat is thicker than Standard
- Memory foam creates softer luxurious sit

Plush Seat Option available only on:

**Madison  
Brighton  
Tight Back  
Highland Park\***


\*Note: Highland Park uses 4 1/4" Qualux®.  
Between welts is 5 1/2" - same as others.

See price list for Plush Seat Option price.

**Finishes**

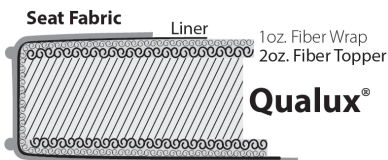


**Nail Head**

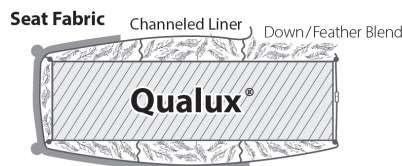


**Cushions**

**Standard / Firm**

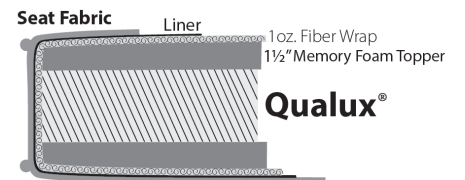


**Down**



**Plush**

For Brighton, Highland Park, Madison and Tight Back Custom Collections only.



**Welt or Double Needle**

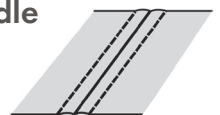
**Self Welt**



**Contrast Welt**



**Double Needle**




**Arm Pillows**

(sold by pair)




**#13**

14" x 14"



**#20**

17" x 17"



**#23**

20" x 20"


**Kidney Pillows**

(sold as singles)




**#8**

8" x 16"



**#10**

11" x 19"



**#4**

11" x 25"