

## Highland Park Popular Layout: 44-B Full Sock



### Standard Features

---

- Loose back
- Duraloft seat cushion
- Hand tied/Hard edge

### Product Overview

---

- Shown with **full sock arm** (other arms available)
- Chaise option
- 3 seat depths
- 4 legs, 7 finishes
- 6 backs, loose or attached
- Multiple back over seat options
- Optional double needle stitch
- Optional contrast welt
- Optional nailhead trim

### Product Dimensions

---

- *Outside:*    Depth                    D: 33, 35, or 37  
                         Height                        H: 36
- *Inside:*        Seat Depth                SD: 20, 22, or 24  
                         Seat Height                SH: 19" for all base treatments
- *Available Frames:*
  - Sectionals: 88 x 88 up to 112 x 112"
  - Chair: 36"
  - Love Seat: 59"
  - Three Quarter: 73"
  - Sofa: 83"

### Notes

---

See next page for order form

**As shown, Popular Layout 44-B Full Sock:**

**44 LBT - #1LF3 - 22 - PFS**

**44 LBT - #2RF2 - 22 - PFS**

A member of the **Highland Park Custom Collection**, which looks back to the mid-century with simple lines and smaller scaled pieces. The collection can be both contemporary and traditional.

[Click Here](#)  
or scan the  
code below to  
see this frame  
in different  
fabrics and  
download  
images.



# Highland Park Series 44

Based on 23.5" cushion width.

## Popular layouts

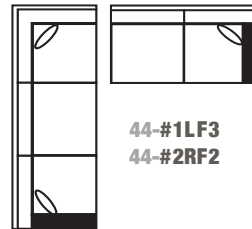
88 x 88 approx.

**44-A \***



44-#1RF3  
44-#2LF2

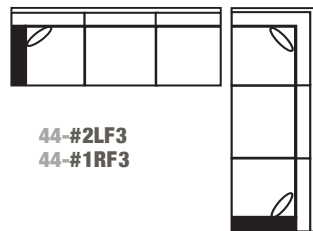
**\* 44-B**



44-#1LF3  
44-#2RF2


88 x 112 approx.

**44-C \***



44-#2LF3  
44-#1RF3

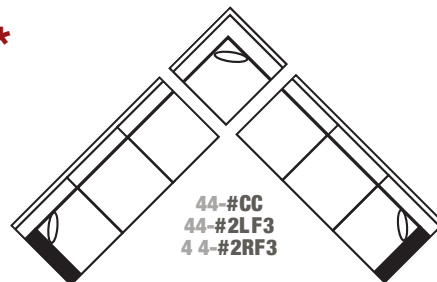
**\* 44-D**



44-#2RF3  
44-#1LF3

112 x 112 approx.

**44-E \***



44-#CC  
44-#2LF3  
44-#2RF3

\* Chaise with rectangular cushion and movable ottoman base available

# H Highland Park Sectionals Order Form

SAMPLE ORDER: **1** 44 ABT **2** FS **3** #1RF3 **4** - 22 - **5** PFS

Dealer Name \_\_\_\_\_ ITEM #1 \_\_\_\_\_

Customer Name \_\_\_\_\_ ITEM #2 \_\_\_\_\_

Notes \_\_\_\_\_

## 1 Back

Loose Box Tee

**LBT**



Attached Box Tee

**ABT**



Loose Box Straight

**LBS**



Attached Box Straight

**ABS**



Loose Knife Straight

**LKS**



Loose Knife Tee

**LKT**



## 2 Arm

Full Sock

**FS**



Urban Taper

**UT**



Track Arm

**TA**



Metro Round

**MR**



Rising Track

**RT**



Rising Round

**RR**



## 3 Frame Size

For dimensional data please see back side. (For related sofas and chairs see **Highland Park Sofa** order form)

**KEY:**

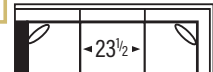
Corner:



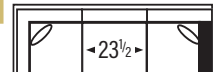
Arm with Corner (#1)



**44-#1LF3 \***



**44-#1RF3 \***



Armless



**44-#A3**



**44-#A2**



**44-#A1**



Arm:



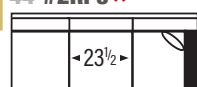
Arm only (#2)



**44-#2LF3 \***



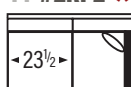
**44-#2RF3 \***



**44-#2LF2 \***



**44-#2RF2 \***



**44-#2LF1 \***



**44-#2RF1 \***



#20.db Sofa Pillows:



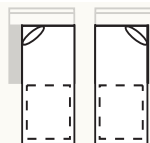
Corner Chair



**44-#CC**



**\* Chaise with rectangular cushion and movable base available at extra charge.**



## 4 Seat Depth

**20"**



Short



**22"**



Standard



**24"**



Deep



## 5 Base

**PFS**



Pyramid Foot Small  
3"



**HSP**



Highland Spool  
6"



**SQ6**



Square Tapered Leg  
6"



**MT6**



Metro Trim  
6"



**MT6** base option available at extra charge.

Seat height is 19 inches for all base treatments.

## 6 Base Finish

Light Pioneer

Pioneer

Dark Pine

Jet

Antique Cherry

Java

Stone

Available at extra charge:




**Double Needle Stitching**

Applied to seat cushion, back pillows, #20.db pillows, TA, RT arms.



**\* Chaise with Movable Base** substitute the long chaise cushion and movable ottoman base for a seat cushion specify: **44-#2LF1X, 44-#2RF1X, 44-#2LF2X, 44-#2RF2X, 44-#2LF3X, 44-#2RF3X, 44-#1LF3X, 44-#1RF3X** (all 23 1/2" wide).



# Highland Park

## Series 44

Based on 23 1/2" cushion width.

### Popular layouts

For exact dimensions, choose  
Seat Depth:  
SD 20, 22 or 24  
and Arm,  
then see chart.

88 x 88 approx.



44-#1RF3  
44-#2LF2



44-#1LF3  
44-#2RF2

88 x 112 approx.

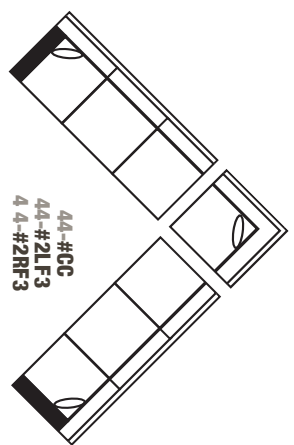


44-#2LF3  
44-#1RF3



44-#2RF3  
44-#1LF3

112 x 112 approx.



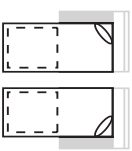
44-#CC  
44-#2LF3  
44-#2RF3

\*Chaise with rectangular cushion and movable base available at extra charge.

ARM	SD 20	SD 22	SD 24
FS	86 x 86	88 x 88	90 x 90
UT	86 x 86	88 x 88	90 x 90
TA	84 x 84	86 x 86	88 x 88
MR	85 x 85	87 x 87	89 x 89
RT	86 x 86	88 x 88	90 x 90
RR	87 x 87	89 x 89	91 x 91

ARM	SD 20	SD 22	SD 24
FS	109 1/2 x 86	111 1/2 x 88	113 1/2 x 90
UT	109 1/2 x 86	111 1/2 x 88	113 1/2 x 90
TA	107 1/2 x 84	109 1/2 x 86	111 1/2 x 88
MR	108 1/2 x 85	110 1/2 x 87	112 1/2 x 89
RT	109 1/2 x 86	111 1/2 x 88	113 1/2 x 90
RR	110 1/2 x 87	112 1/2 x 89	114 1/2 x 91

ARM	SD 20	SD 22	SD 24
FS	110 x 110	112 x 112	114 x 114
UT	110 x 110	112 x 112	114 x 114
TA	107 x 107	109 x 109	111 x 111
MR	108 x 108	110 x 110	112 x 112
RT	109 x 109	111 x 111	113 x 113
RR	110 x 110	112 x 112	114 x 114



## Design Your Own

### KEY:

For related sofas and chairs see Highland Park Sofas and Chairs order form.



Corner:



Arm:

#20,db Sofa Pillows:



### Left Arm Facing

### Right Arm Facing

### Full Sock

### Urban Taper

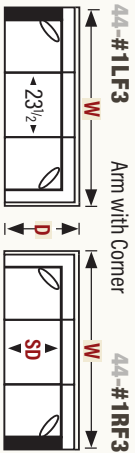
### Track Arm

### Metro Round

### Rising Track

### Rising Round

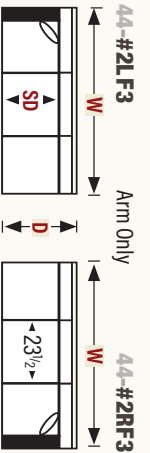
### Armless



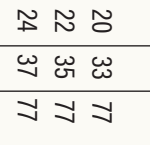
SD	D	W
20	33	86
22	35	88
24	37	90



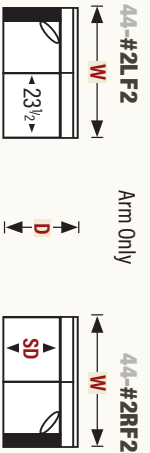
SD	D	W
20	33	86
22	35	88
24	37	90



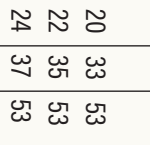
SD	D	W
20	33	77
22	35	77
24	37	77



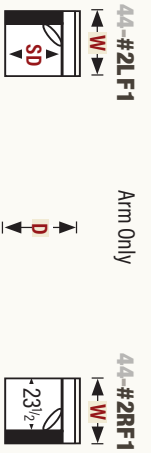
SD	D	W
20	33	77
22	35	77
24	37	77



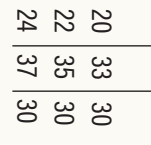
SD	D	W
20	33	53
22	35	53
24	37	53



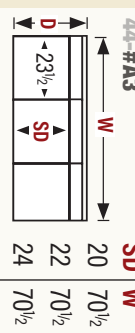
SD	D	W
20	33	53
22	35	53
24	37	53



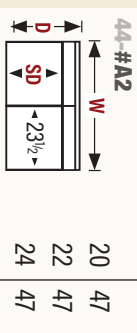
SD	D	W
20	33	30
22	35	30
24	37	30



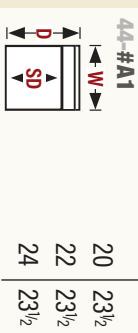
SD	D	W
20	33	30
22	35	30
24	37	30



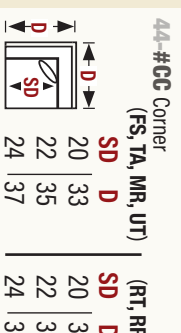
SD	D	W
20	33	70 1/2
22	35	70 1/2
24	37	70 1/2



SD	D	W
20	33	47
22	35	47
24	37	47

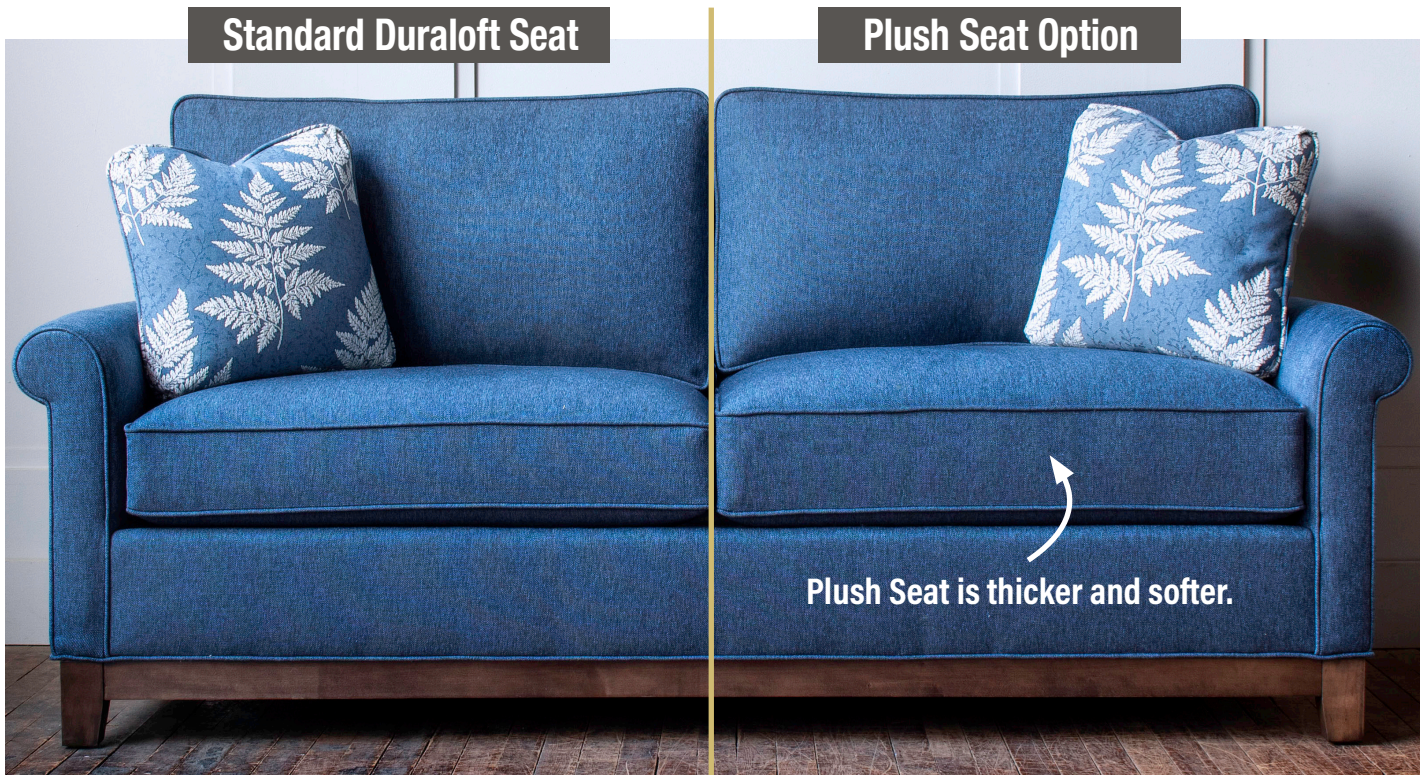


SD	D	W
20	33	23 1/2
22	35	23 1/2
24	37	23 1/2

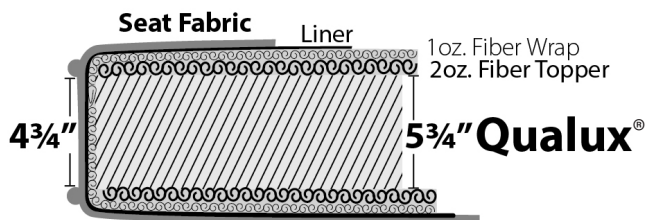


SD	D	W	SD	D	W
20	33	20	20	35	29
22	35	22	22	37	29
24	37	24	24	39	29





**Duraloft Seat Construction**



**Standard on:**

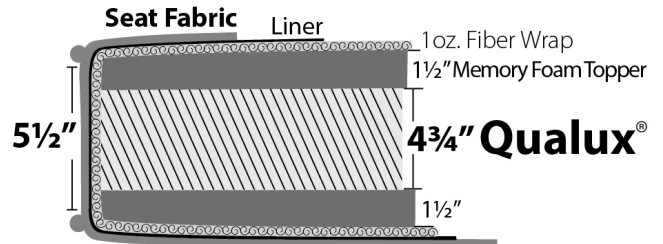
- Madison**
- Brighton**
- Tight Back**
- Highland Park\***

\*Note: Highland Park uses 4 3/4" Qualux®. Between welts is 4 3/4" - same as others.

**Firm Seat Option**

Construction same as standard, except Qualux® polyfoam is firmer.

**Plush Seat Option Construction**



**Plush Seat Features**

- Finished seat is thicker than Standard
- Memory foam creates softer luxurious sit

Plush Seat Option available only on:

- Madison**
- Brighton**
- Tight Back**
- Highland Park\***


\*Note: Highland Park uses 4 1/4" Qualux®. Between welts is 5 1/2" - same as others.

See price list for Plush Seat Option price.

**Finishes**

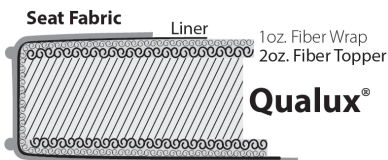


**Nail Head**

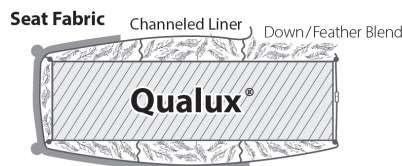


**Cushions**

**Standard / Firm**

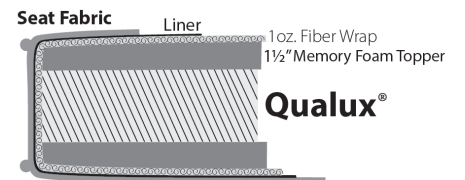


**Down**



**Plush**

For Brighton, Highland Park, Madison and Tight Back Custom Collections only.



**Welt or Double Needle**

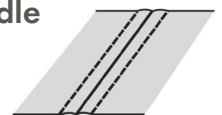
**Self Welt**



**Contrast Welt**



**Double Needle**




**Arm Pillows**

(sold by pair)




**#13**

14" x 14"



**#20**

17" x 17"



**#23**

20" x 20"

**Kidney Pillows**

(sold as singles)




**#8**

8" x 16"



**#10**

11" x 19"



**#4**

11" x 25"