

Madison Popular Layout: 74-B Full Sock



Standard Features

- Loose/Attached back
- Duraloft seat cushion
- Hand tied/Hard edge

Product Overview

- Shown with **full sock arm** (other arms available)
- 7 widths plus chaise options
- 3 seat depths
- 10 legs, 7 finishes
- 2 back heights: 37 or 40"
- Loose or attached back options
- Optional double needle stitch
- Optional contrast welt
- Optional nailhead trim

Product Dimensions

- *Outside:* Depth D: 33, 35, or 37
 Height H: 37 or 40
- *Inside:* Seat Depth SD: 20, 22, or 24
 Seat Height SH: 19" for all base treatments
- *Available Frames:*
 Sectional: 90 x 90 up to 129 x 129"
 Chair: 38"
 Chair and 1/2: 49"
 Love Seat: 62"
 3/4 Sofa: 74"
 Sofa: 79"
 Long Sofa: 85"
 Grand Sofa: 97"

Notes

As shown, Popular Layout 74-B Full Sock:

74 BTFS - #1LF3 - 22 - PFL

74 BTFS - #2RF3 - 22 - PFL

A member of the **Madison Custom Collection**: a traditional offering with full round arms and backs; the square track arm can lean toward transitional styling.

[Click Here](#)

or scan the code below to see this frame in different fabrics and download images.

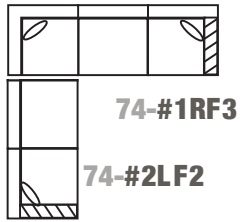


Madison Series 74
Based on 23" cushion width.

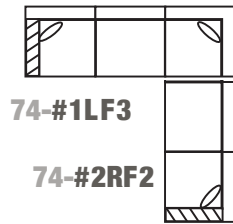
Popular layouts

90 x 90 approx.

74-A *

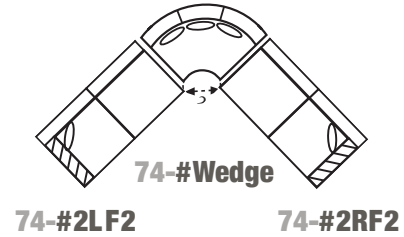


*** 74-B**



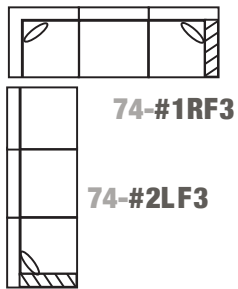
106 x 106 approx.

74-F *

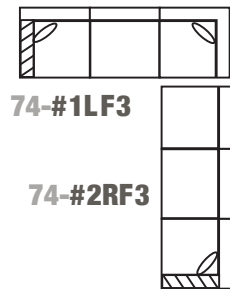


113 x 90 approx.

74-C *

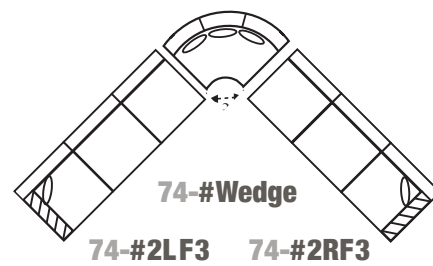


*** 74-D**



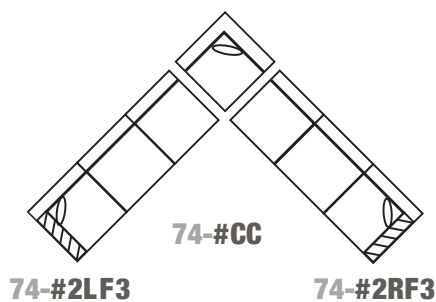
129 x 129 approx.

74-G *



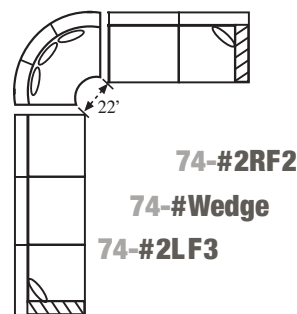
113 x 113 approx.

74-E *

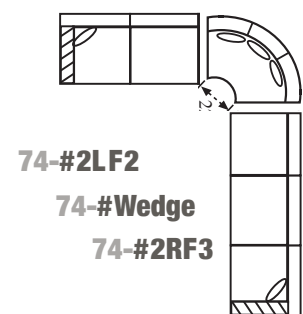


129 x 106 approx.

74-H *



*** 74-I**



* Chaise with rectangular cushion and movable ottoman base available

H Madison Sectional - Series 74 - Order Form

Based on 23" cushion width

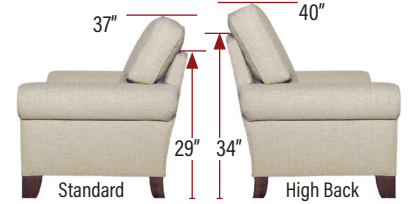
SAMPLE ORDER: **1** 74H **2** L **3** BT **4** FS - **5** #1LF3 **6** 22 - **7** ML

Dealer Name _____ ITEM #1 _____

Customer Name _____ ITEM #2 _____

Notes _____

1 Back Height 74 Standard 74H High Back (BT and BS only)
High Back option adds 3" to overall height:



2 Attachment L Loose A Attached

3 Style

KN Knife Edge (unavailable as 74H)

BT Box Tee

BS Box Straight

4 Arm

TA Track Arm 4 1/2" track

FS Full Sock

SC Scoop

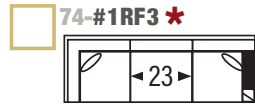
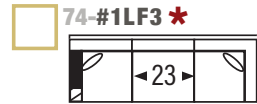
5 Frame Sizes (For dimensional data please see back side of this form. For related sofas and chairs see **Madison Sofa** order form.)

KEY: _____

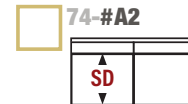
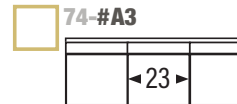
Corner:



Arm with Corner (#1)



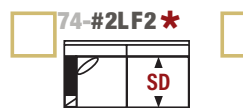
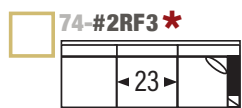
Armless



Arm:



Arm only (#2)




#20.db Sofa Pillows:



* Chaise with rectangular cushion and movable base available at extra charge.



6 Seat Depth 20" Short 22" Standard 24" Deep



7 Base

RB

Round Bun 2 1/2"



PFL

Pyramid Foot Large 3"



BA

Bun Apple 3"



DB

Double Bun 3"



HS5

Highland Spool 5"



SP

Spool 5"



LSP

London Spool 5"



ML

Metro Leg 5"



DS

Dress Maker Skirt 9"



MT5

Metro Trim 5"



MT5 base option available at extra charge. Seat height is 19 inches for all base treatments.

8 Base Finish Light Pioneer Pioneer Dark Pine Jet Antique Cherry Java Stone

Available at extra charge: Double Needle Stitching
Applied to seat cushion, back pillows, #20.db (down blend) pillows, TA arm

* Chaise with Movable Base
To substitute the rectangular chaise cushion and movable ottoman base for a seat cushion specify: 74-#2LF3X, 74-#2RF3X, 74-#2LF2X, 74-#2RF2X, #2LF1X, #2RF1X (all 23" wide).

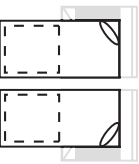
Madison Series 74

Based on 23" cushion width.

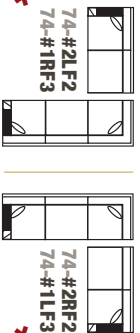
Popular layouts

For exact dimensions, choose
Seat Depth: SD 20, 22 or 24 and **Arm,** then see chart.

*Chaise with rectangular cushion and movable base available at extra charge.

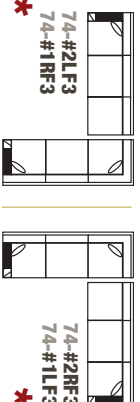


90 x 90 approx.



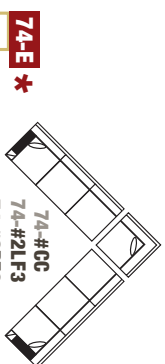
	SD 20	SD 22	SD 24
ARM	85 x 85	87 x 87	89 x 89
TA	88 x 88	90 x 90	92 x 92
FS	87 x 87	89 x 89	91 x 91
SC			

113 x 90 approx.



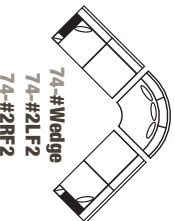
	SD 20	SD 22	SD 24
ARM	108 x 85	110 x 87	112 x 89
TA	111 x 88	113 x 90	115 x 92
FS	110 x 87	112 x 89	114 x 91
SC			

113 x 113 approx.



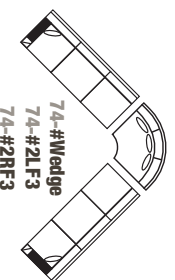
	SD 20	SD 22	SD 24
ARM	108 x 108	110 x 110	112 x 112
TA	111 x 111	113 x 113	115 x 115
FS	110 x 110	112 x 112	114 x 114
SC			

106 x 106 approx.



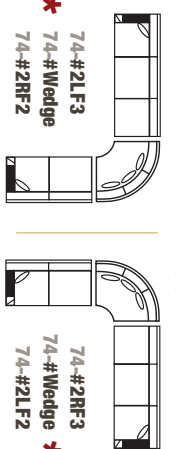
	SD 20	SD 22	SD 24
ARM	101 x 101	103 x 103	105 x 105
TA	104 x 104	106 x 106	108 x 108
FS	103 x 103	105 x 105	107 x 107
SC			

129 x 129 approx.



	SD 20	SD 22	SD 24
ARM	124 x 124	126 x 126	128 x 128
TA	127 x 127	129 x 129	131 x 131
FS	126 x 126	128 x 128	130 x 130
SC			

129 x 106 approx.



	SD 20	SD 22	SD 24
ARM	124 x 101	126 x 103	128 x 105
TA	127 x 104	129 x 106	131 x 108
FS	126 x 103	128 x 105	130 x 107
SC			

Design Your Own Layout

KEY:
For related sofas and chairs see Madison Sofas and Chairs order form.



Corner:

Arm:



#20.db Sofa Pillows:



Left Arm Facing

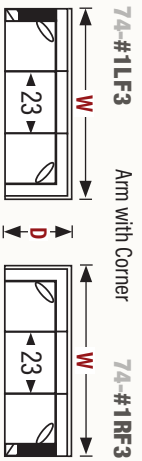
Right Arm Facing

Track Arm

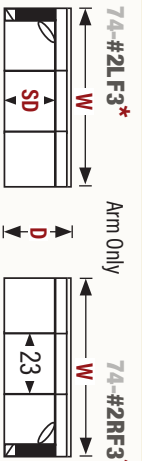
Full Sock

Scoop

Armless



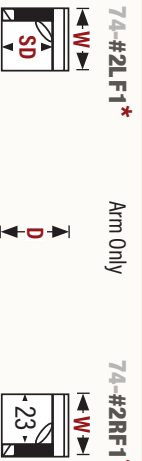
	SD	D	W	SD	D	W	SD	D	W
74-#1LF3 Arm with Corner	20	33	85	20	33	88	20	33	87
74-#1RF3	22	35	87	22	35	90	22	35	89
	24	37	89	24	37	92	24	37	91



	SD	D	W	SD	D	W	SD	D	W
74-#2LF3* Arm Only	20	33	75	20	33	78	20	33	77
74-#2RF3*	22	35	75	22	35	78	22	35	77
	24	37	75	24	37	78	24	37	77



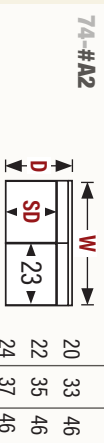
	SD	D	W	SD	D	W	SD	D	W
74-#2LF2* Arm Only	20	33	52	20	33	55	20	33	54
74-#2RF2*	22	35	52	22	35	55	22	35	54
	24	37	52	24	37	55	24	37	54



	SD	D	W	SD	D	W	SD	D	W
74-#2LF1* Arm Only	20	33	29	20	33	32	20	33	31
74-#2RF1*	22	35	29	22	35	32	22	35	31
	24	37	29	24	37	32	24	37	31



	SD	D	W
74-#A3	20	33	69
	22	35	69
	24	37	69



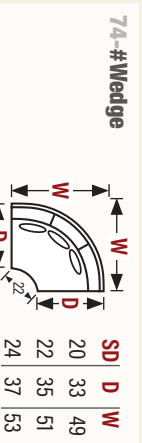
	SD	D	W
74-#A2	20	33	46
	22	35	46
	24	37	46



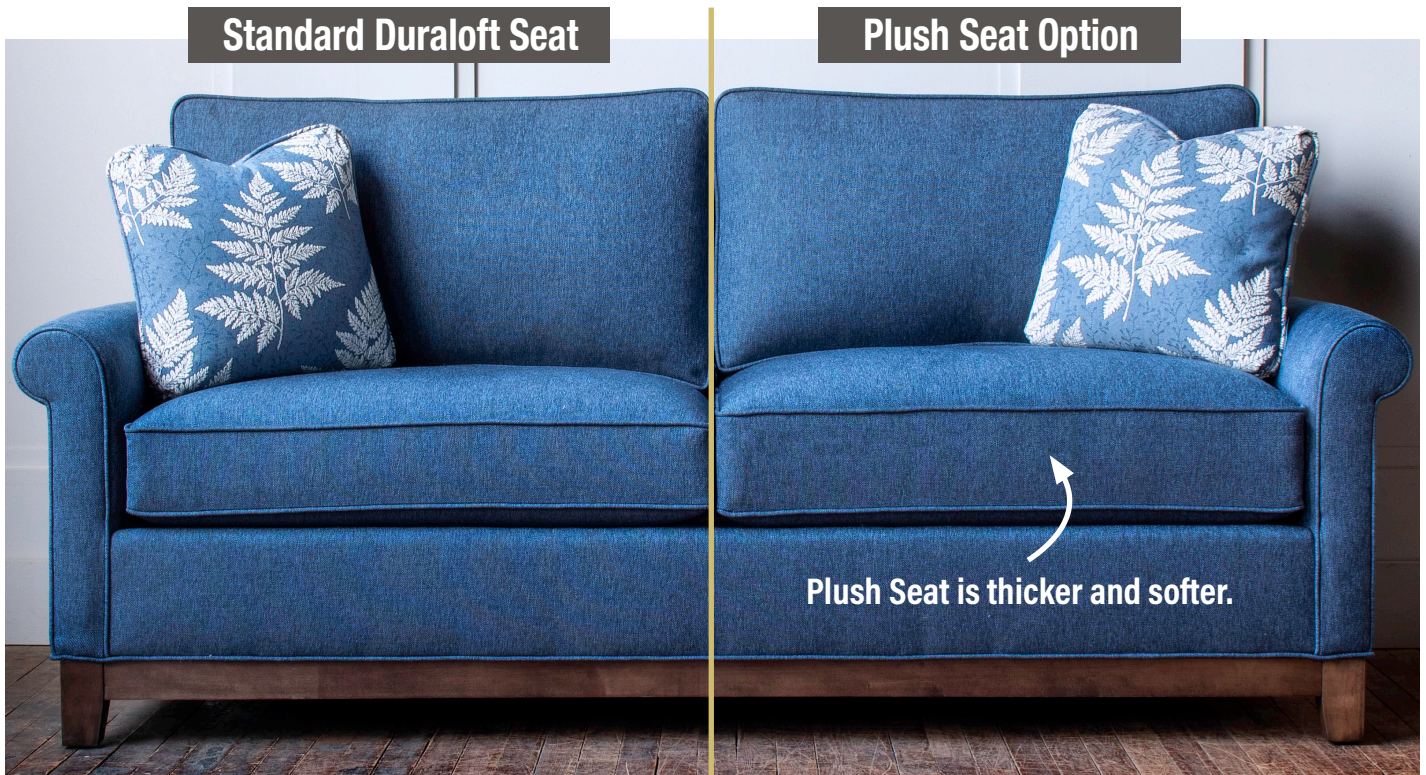
	SD	D	W
74-#A1	20	33	23
	22	35	23
	24	37	23



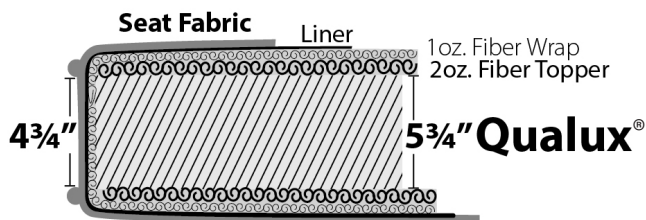
	SD	D	W
74-#CC Corner	20	33	33
	22	35	35
	24	37	37



	SD	D	W
74-#Wedge	20	33	49
	22	35	51
	24	37	53



Duraloft Seat Construction



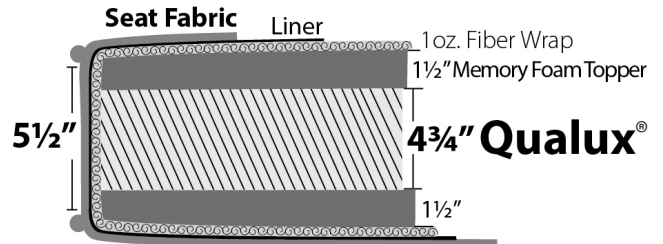
Standard on:
Madison
Brighton
Tight Back
Highland Park*

*Note: Highland Park uses 4 3/4" Qualux®.
Between welts is 4 3/4" - same as others.

Firm Seat Option

Construction same as standard, except Qualux® polyfoam is firmer.

Plush Seat Option Construction



Plush Seat Features

- Finished seat is thicker than Standard
- Memory foam creates softer luxurious sit


Plush Seat Option available only on:

**Madison
Brighton
Tight Back
Highland Park***


*Note: Highland Park uses 4 1/4" Qualux®.
Between welts is 5 1/2" - same as others.

See price list for Plush Seat Option price.

Finishes

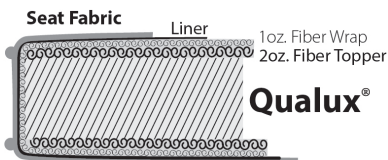


Nail Head

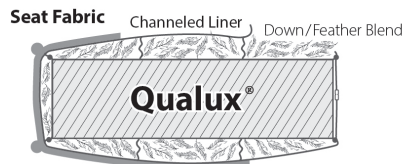


Cushions

Standard / Firm

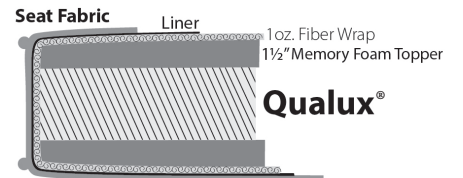


Down



Plush

For Brighton, Highland Park, Madison and Tight Back Custom Collections only.



Welt or Double Needle

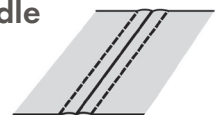
Self Welt



Contrast Welt




Double Needle




Arm Pillows

(sold by pair)




#13

14" x 14"



#20

17" x 17"



#23

20" x 20"


Kidney Pillows

(sold as singles)




#8

8" x 16"



#10

11" x 19"



#4

11" x 25"