

Madison Popular Layout: 74-F Full Sock



Standard Features

- Loose/Attached back
- Duraloft seat cushion
- Hand tied/Hard edge

Product Overview

- Shown with **full sock arm** (other arms available)
- 7 widths plus chaise options
- 3 seat depths
- 10 legs, 7 finishes
- 2 back heights: 37 or 40"
- Loose or attached back options
- Optional double needle stitch
- Optional contrast welt
- Optional nailhead trim

Product Dimensions

- *Outside:* Depth D: 33, 35, or 37
 Height H: 37 or 40
- *Inside:* Seat Depth SD: 20, 22, or 24
 Seat Height SH: 19" for all base treatments
- *Available Frames:*
 Sectional: 90 x 90 up to 129 x 129"
 Chair: 38"
 Chair and 1/2: 49"
 Love Seat: 62"
 3/4 Sofa: 74"
 Sofa: 79"
 Long Sofa: 85"
 Grand Sofa: 97"

Notes

As shown, Popular Layout 74-F Full Sock:

74 BTFS - #Wedge - 22 - HS5

74 BTFS - #2LF2 - 22 - HS5

74 BTFS - #2RF2 - 22 - HS5

A member of the **Madison Custom Collection**: a traditional offering with full round arms and backs; the square track arm can lean toward transitional styling.

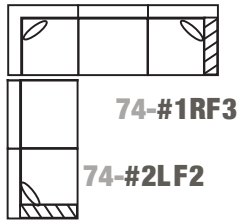
[Click Here](#)
or scan the code below to see this frame in different fabrics and download images.



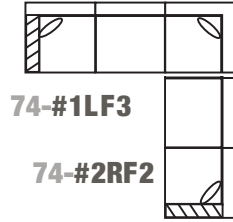
Popular layouts

90 x 90 approx.

74-A *

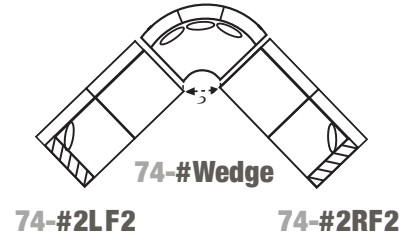


*** 74-B**




106 x 106 approx.

74-F *

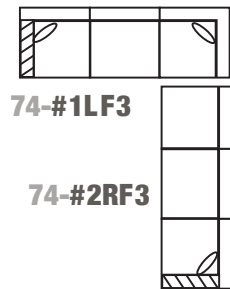


113 x 90 approx.

74-C *

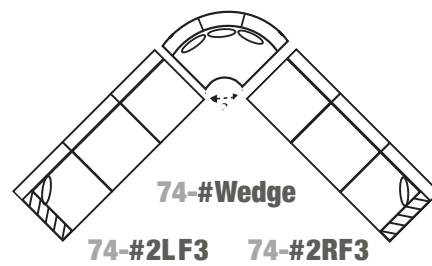


*** 74-D**



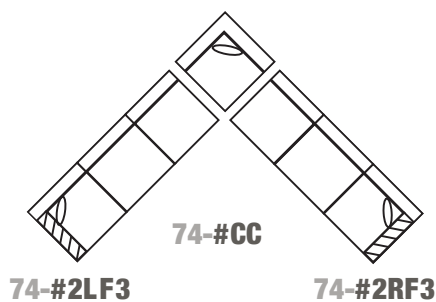
129 x 129 approx.

74-G *



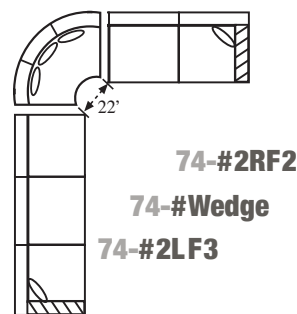
113 x 113 approx.

74-E *

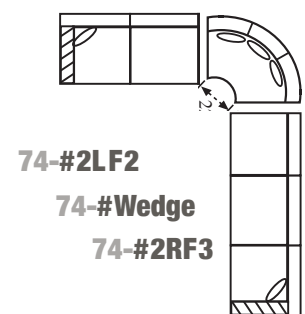


129 x 106 approx.

74-H *



*** 74-I**



* Chaise with rectangular cushion and movable ottoman base available

H Madison Sectional - Series 74 - Order Form

Based on 23" cushion width

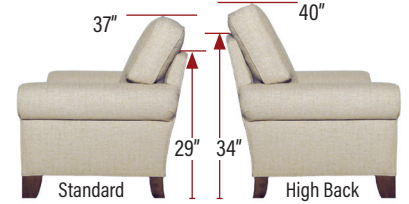
SAMPLE ORDER: **1** 74H **2** L **3** BT **4** FS - **5** #1LF3 **6** 22 - **7** ML

Dealer Name _____ ITEM #1 _____

Customer Name _____ ITEM #2 _____

Notes _____

1 Back Height **74** Standard **74H** High Back (BT and BS only)
High Back option adds 3" to overall height:



2 Attachment **L** Loose **A** Attached

3 Style **KN** Knife Edge (unavailable as 74H) **BT** Box Tee **BS** Box Straight

4 Arm **TA** Track Arm 4 1/2" track **FS** Full Sock **SC** Scoop

5 Frame Sizes (For dimensional data please see back side of this form. For related sofas and chairs see **Madison Sofa** order form.)

KEY: _____

Corner:



Arm with Corner (#1)
 74-#1LF3 * **74-#1RF3 ***

Armless
 74-#A3 **74-#A2** **74-#A1**

Arm:



Arm only (#2)
 74-#2LF3 * **74-#2RF3 *** **74-#2LF2 *** **74-#2RF2 *** **74-#2LF1 *** **74-#2RF1 ***

#20.db Sofa Pillows:



Corner Chair **74-#CC** **Wedge** **74-#Wedge**

*** Chaise with rectangular cushion and movable base available at extra charge.**



6 Seat Depth **20"** Short **22"** Standard **24"** Deep



7 Base **RB** Round Bun 2 1/2" **PFL** Pyramid Foot Large 3" **BA** Bun Apple 3" **DB** Double Bun 3" **HS5** Highland Spool 5" **SP** Spool 5" **LSP** London Spool 5" **ML** Metro Leg 5" **DS** Dress Maker Skirt 9" **MT5** Metro Trim 5"



MT5 base option available at extra charge. Seat height is 19 inches for all base treatments.

8 Base Finish Light Pioneer Pioneer Dark Pine Jet Antique Cherry Java Stone

Available at extra charge: **Double Needle Stitching**
Applied to seat cushion, back pillows, #20.db (down blend) pillows, TA arm

*** Chaise with Movable Base**
To substitute the rectangular chaise cushion and movable ottoman base for a seat cushion specify: **74-#2LF3X, 74-#2RF3X, 74-#2LF2X, 74-#2RF2X, #2LF1X, #2RF1X** (all 23" wide).

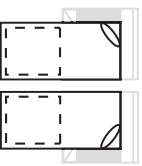
Madison Series 74

Based on 23" cushion width.

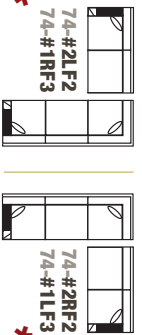
Popular layouts

For exact dimensions, choose
Seat Depth: SD 20, 22 or 24
and Arm, then see chart.

*Chaise with rectangular cushion and movable base available at extra charge.

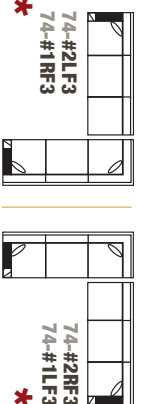


90 x 90 approx.



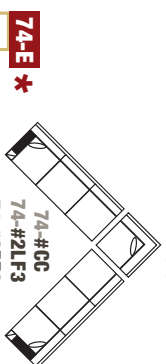
74-A *			
ARM	SD 20	SD 22	SD 24
TA	85 x 85	87 x 87	89 x 89
FS	88 x 88	90 x 90	92 x 92
SC	87 x 87	89 x 89	91 x 91

113 x 90 approx.



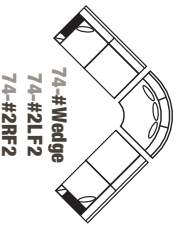
74-C *			
ARM	SD 20	SD 22	SD 24
TA	108 x 85	110 x 87	112 x 89
FS	111 x 88	113 x 90	115 x 92
SC	110 x 87	112 x 89	114 x 91

113 x 113 approx.



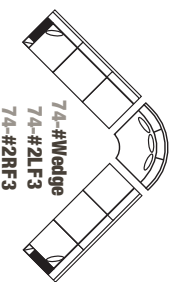
74-E *			
ARM	SD 20	SD 22	SD 24
TA	108 x 108	110 x 110	112 x 112
FS	111 x 111	113 x 113	115 x 115
SC	110 x 110	112 x 112	114 x 114

106 x 106 approx.



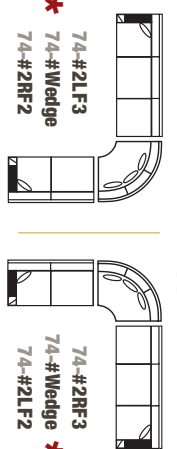
74-F *			
ARM	SD 20	SD 22	SD 24
TA	101 x 101	103 x 103	105 x 105
FS	104 x 104	106 x 106	108 x 108
SC	103 x 103	105 x 105	107 x 107

129 x 129 approx.



74-G *			
ARM	SD 20	SD 22	SD 24
TA	124 x 124	126 x 126	128 x 128
FS	127 x 127	129 x 129	131 x 131
SC	126 x 126	128 x 128	130 x 130

129 x 106 approx.



74-H *			
ARM	SD 20	SD 22	SD 24
TA	124 x 101	126 x 103	128 x 105
FS	127 x 104	129 x 106	131 x 108
SC	126 x 103	128 x 105	130 x 107

Design Your Own Layout

KEY:
 For related sofas and chairs see Madison Sofas and Chairs order form.



Corner:

Arm:



#20.db Sofa Pillows:



Left Arm Facing

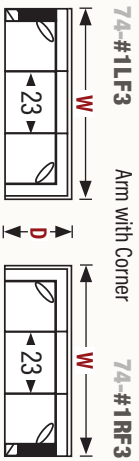
Right Arm Facing

Track Arm

Full Sock

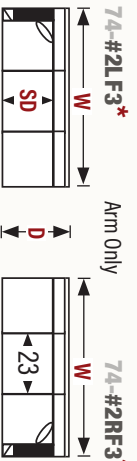
Scoop

Armless



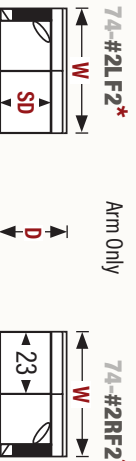
74-#1LF3	Arm with Corner	74-#1RF3
SD	D	W
20	33	85
22	35	87
24	37	89

SD	D	W
20	33	87
22	35	89
24	37	91



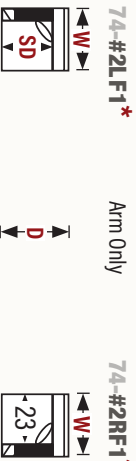
74-#2LF3*	Arm Only	74-#2RF3*
SD	D	W
20	33	75
22	35	75
24	37	75

SD	D	W
20	33	77
22	35	77
24	37	77



74-#2LF2*	Arm Only	74-#2RF2*
SD	D	W
20	33	52
22	35	52
24	37	52

SD	D	W
20	33	54
22	35	54
24	37	54



74-#2LF1*	Arm Only	74-#2RF1*
SD	D	W
20	33	29
22	35	29
24	37	29

SD	D	W
20	33	31
22	35	31
24	37	31

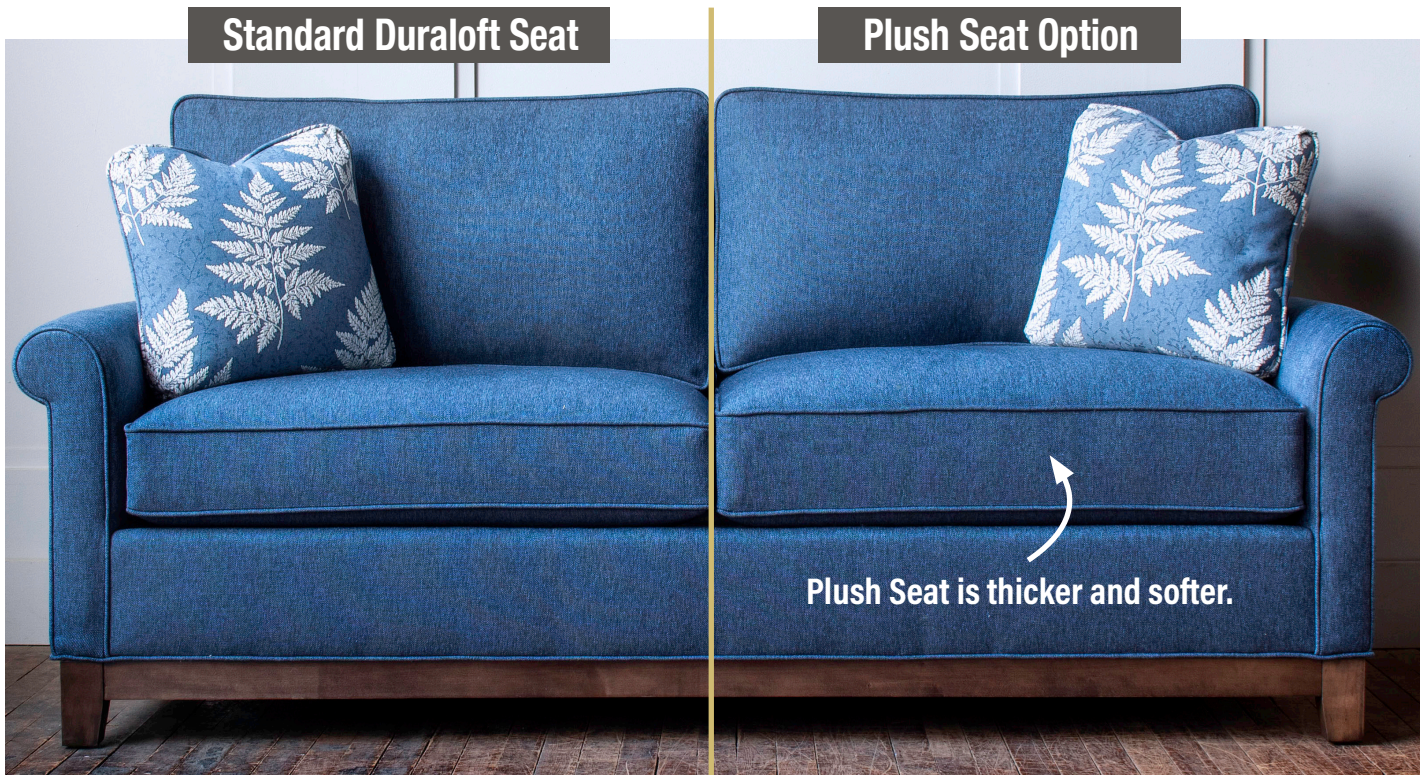
74-#A3	SD	D	W
	20	33	69
	22	35	69
	24	37	69

74-#A2	SD	D	W
	20	33	46
	22	35	46
	24	37	46

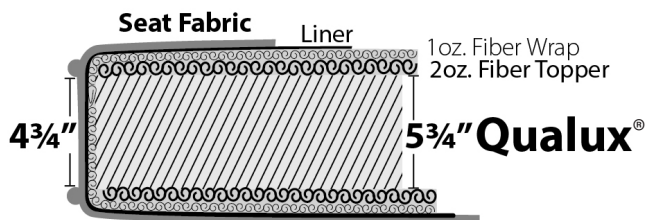
74-#A1	SD	D	W
	20	33	23
	22	35	23
	24	37	23

74-#CC Corner	SD	D	W
	20	33	33
	22	35	35
	24	37	37

74-#Wedge	SD	D	W
	20	33	49
	22	35	51
	24	37	53



Duraloft Seat Construction



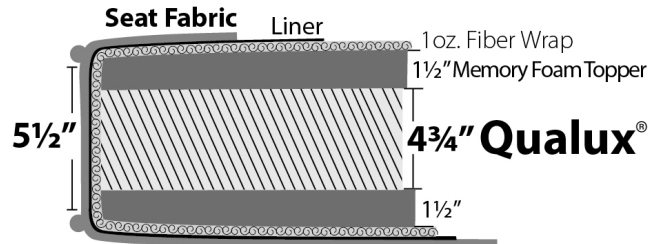
Standard on:
Madison
Brighton
Tight Back
Highland Park*

*Note: Highland Park uses 4 3/4" Qualux®.
Between welts is 4 3/4" - same as others.

Firm Seat Option

Construction same as standard, except Qualux® polyfoam is firmer.

Plush Seat Option Construction



Plush Seat Features

- Finished seat is thicker than Standard
- Memory foam creates softer luxurious sit

Plush Seat Option available only on:

**Madison
Brighton
Tight Back
Highland Park***


*Note: Highland Park uses 4 1/4" Qualux®.
Between welts is 5 1/2" - same as others.

See price list for Plush Seat Option price.

Finishes

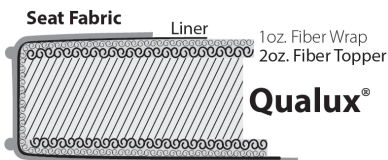


Nail Head

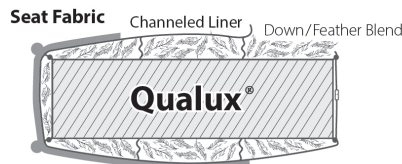


Cushions

Standard / Firm

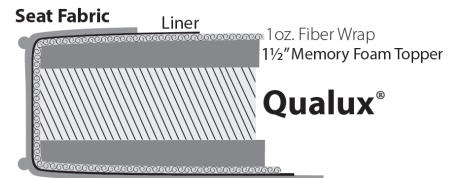


Down



Plush

For Brighton, Highland Park, Madison and Tight Back Custom Collections only.



Welt or Double Needle

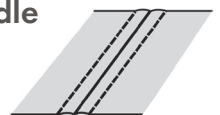
Self Welt



Contrast Welt



Double Needle




Arm Pillows

(sold by pair)




#13

14" x 14"



#20

17" x 17"



#23

20" x 20"


Kidney Pillows

(sold as singles)




#8

8" x 16"



#10

11" x 19"



#4

11" x 25"