

## Brighton Popular Layout: 82-B Urban Scoop



### Standard Features

---

- Loose back
- Duraloft seat cushion
- Hand tied/Hard edge

### Product Overview

---

- Shown with **urban scoop arm** (other arms available)
- 5 widths plus sectional and chaise options
- 3 seat depths
- 5 legs, 7 finishes
- 2 back heights: 34 or 37"
- Multiple back over seat options
- Optional back buttons
- Optional double needle stitch
- Optional contrast welt
- Optional nailhead trim

### Product Dimensions

---

- *Outside:*    Depth                    D: 34, 36, or 38  
                         Height                    H: 34 or 37
- *Inside:*      Seat Depth            SD: 20, 22, or 24  
                         Seat Height            SH: 19" for all base treatments
- *Available Layouts:*  
                         Sectionals: 82 x 82 up to 138 x 138"  
                         Chair: 32"  
                         Chair and 1/2: 50"  
                         Three Quarter: 63"  
                         Sofa: 78"  
                         Grand Sofa: 90"

### Notes

---

#### As shown, Popular Layout 82-B Urban Scoop:

82 BCUS - #1LF3 - 22 - SQ5

82 BCUS - #2RF2 - 22 - SQ5

A member of the **Brighton Custom Collection**, its' low profile is great for casual conversation in an open setting. Highly versatile, Brighton can be either plush or clean and crisp.

[Click Here](#)

or scan the code below to see this frame in different fabrics and download images.



**Brighton Series 82**  
Based on 27" cushion width.

**Popular layouts**

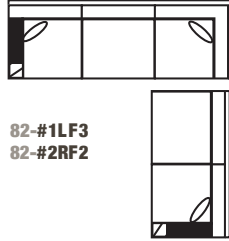
95 x 95 approx.

**82-A \***



82-#1RF3  
82-#2LF2

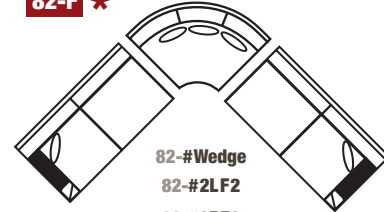
**\* 82-B**



82-#1LF3  
82-#2RF2

111 x 111 approx.

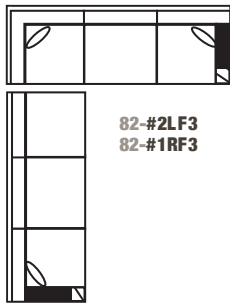
**82-F \***



82-#Wedge  
82-#2LF2  
82-#2RF2

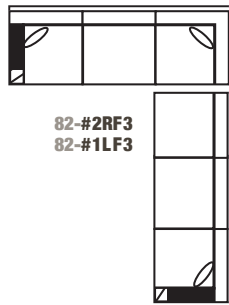
122 x 95 approx.

**82-C \***



82-#2LF3  
82-#1RF3

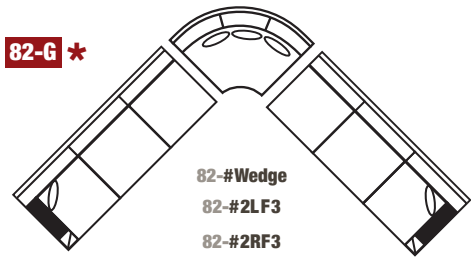
**\* 82-D**



82-#2RF3  
82-#1LF3

138 x 138 approx.

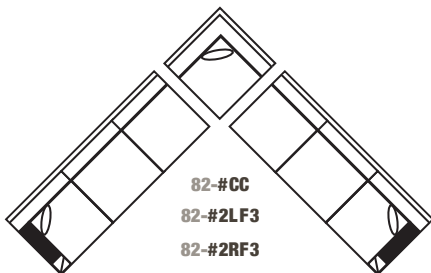
**82-G \***



82-#Wedge  
82-#2LF3  
82-#2RF3

**82-E \***

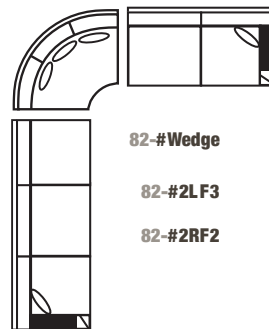
122 x 122 approx.



82-#CC  
82-#2LF3  
82-#2RF3

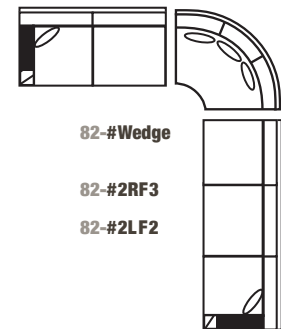
138 x 111 approx.

**82-H \***



82-#Wedge  
82-#2LF3  
82-#2RF2

**\* 82-I**



82-#Wedge  
82-#2RF3  
82-#2LF2

**\* Chaise with movable base available**

Chaise package substitutes the long chaise cushion and movable ottoman base for a seat cushion. Available: **\*Chaise X**, (27" cushion width).  
**TT, ST, US and FS** arms with chaise come with rectangular chaise cushion. **TT** arm with chaise comes with a Tee chaise cushion.

# Brighton Sectional - Series 82 - Order Form

Based on 27" cushion width.

SAMPLE ORDER: **1** 82H **2** BCUS - **3** #2LF2 **4** 22 - **5** SQ5

Dealer Name \_\_\_\_\_ ITEM #1 \_\_\_\_\_




Customer Name \_\_\_\_\_ ITEM #2 \_\_\_\_\_

Notes \_\_\_\_\_

## 1 Back Height

**82** Standard  **82H** High Back  
High Back option adds 3" to overall height:



## 2 Back/Arm

Box Straight / Track Arm <input type="checkbox"/> <b>BSTA</b> 3" track <input type="checkbox"/> <b>BSTA.b</b> w/buttons*	Box Straight / Track Tee <input type="checkbox"/> <b>BSTT</b> 4 1/2" track <input type="checkbox"/> <b>BSTT.b</b> w/buttons*	Box Straight / Sloping Track <input type="checkbox"/> <b>BSST</b> 3" track <input type="checkbox"/> <b>BSST.b</b> w/buttons*	Box Curve / Urban Scoop <input type="checkbox"/> <b>BCUS</b> <input type="checkbox"/> <b>BCUS.b</b> w/buttons*	Box Curve / Full Sock <input type="checkbox"/> <b>BCFS</b> <input type="checkbox"/> <b>BCFS.b</b> w/buttons*
---	---	---	--	--

\*When buttons are specified, the layout is as shown. Adding buttons results in a firmer back cushion and a slight increase in seat depth.

## 3 Frame Sizes

(For dimensional data please see back side of this form. For related sofas and chairs see Brighton Sofa order form.)

**KEY:**  
 Corner: Arm: #20.db (down blend) Sofa Pillows:

\*Chaise with movable base available at extra charge. TA, ST, US and FS arms with chaise come with rectangular chaise cushion, shown below left. TT arm with chaise comes with a Tee chaise cushion, shown below right.

<b>Arm with Corner (#1)</b> <input type="checkbox"/> <b>82-#1LF3*</b> 	<b>Arm only (#2)</b> <input type="checkbox"/> <b>82-#2LF1*</b> 	<input type="checkbox"/> <b>82-#2LF2*</b> 	<input type="checkbox"/> <b>82-#2LF3*</b> 
<input type="checkbox"/> <b>82-#1RF3*</b> 	<input type="checkbox"/> <b>82-#2RF1*</b> 	<input type="checkbox"/> <b>82-#2RF2*</b> 	<input type="checkbox"/> <b>82-#2RF3*</b> 
<b>Armless</b> <input type="checkbox"/> <b>82-#A1</b> 	<input type="checkbox"/> <b>82-#A2</b> 	<input type="checkbox"/> <b>82-#A3</b> 	<b>Corner Chair</b> <input type="checkbox"/> <b>82-#CC</b> 
			<b>Wedge</b> <input type="checkbox"/> <b>82-#Wedge</b> 

## 4 Seat Depth

**20"** Short  **22"** Standard  **24"** Deep

## 5 Base

<input type="checkbox"/> <b>HS5</b> Highland Spool 5" 	<input type="checkbox"/> <b>P5</b> Pyramid Foot 5" 	<input type="checkbox"/> <b>SQ5</b> Square Tapered Leg 5" 	<input type="checkbox"/> <b>MT5</b> Metro Trim 5" 	<input type="checkbox"/> <b>RM5</b> Round Metal Leg 5" 
--	---	--	--	---

**MT5 and RM5** base options available at extra charge. Seat height is 19 inches for all base treatments.

## 6 Base Finish

Light Pioneer  Pioneer  Dark Pine  Jet  Antique Cherry  Java  Stone

Available at extra charge:  
82-Sect-04-2024

<input type="checkbox"/> <b>Firm Seat Option</b> <input type="checkbox"/> <b>Down Seat Option</b> <input type="checkbox"/> <b>Plush Seat Option</b>	<input type="checkbox"/> <b>Double Needle Stitching</b> Applied to seat cushion, back pillows, #20.db pillows, TT, TA, ST arms.	<input type="checkbox"/> <b>*Chaise with Movable Base</b> To substitute the long chaise cushion and movable ottoman base for a seat cushion specify: <b>82-#2LF1X, 82-#2RF1X, 82-#2LF2X, 82-#2RF2X, 82-#2LF3X, 82-#2RF3X</b> (all 27" wide).
---	--	---

# Brighton Series 82

Based on 27" cushion width.

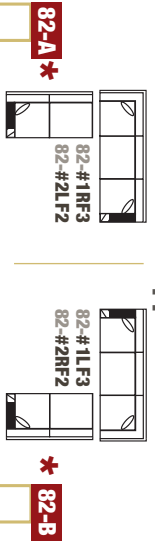
Popular layouts

For exact dimensions, choose Seat Depth: SD 20, 22 or 24 and Arm, then see chart.

\*Chaise with movable base available.

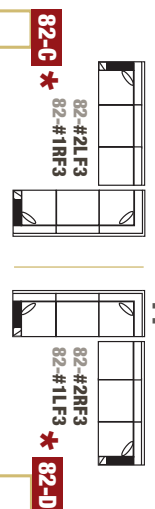
TA, ST, US and FS arms with chaise come with rectangular chaise cushion, shown below left. TT arm with chaise comes with a Tee chaise cushion, shown below right.

## 95 x 95 approx.



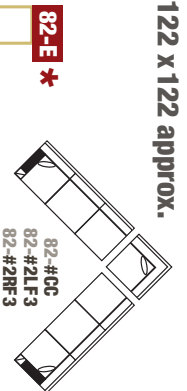
ARM	SD 20	SD 22	SD 24
TA	93 x 93	95 x 95	97 x 97
TT	94 x 94	96 x 96	98 x 98
ST	93 x 93	95 x 95	97 x 97
US	92 1/2 x 92 1/2	94 1/2 x 94 1/2	96 1/2 x 96 1/2
FS	94 1/2 x 94 1/2	96 1/2 x 96 1/2	98 1/2 x 98 1/2

## 122 x 95 approx.



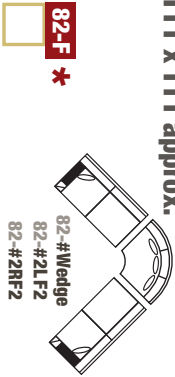
ARM	SD 20	SD 22	SD 24
TA	120 x 93	122 x 95	124 x 97
TT	121 x 94	123 x 96	125 x 98
ST	120 x 93	122 x 95	124 x 97
US	119 1/2 x 92 1/2	121 1/2 x 94 1/2	123 1/2 x 96 1/2
FS	121 1/2 x 94 1/2	123 1/2 x 96 1/2	125 1/2 x 98 1/2

## 122 x 122 approx.



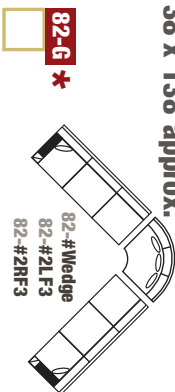
ARM	SD 20	SD 22	SD 24
TA	120 x 120	122 x 122	124 x 124
TT	121 x 121	123 x 123	125 x 125
ST	120 x 120	122 x 122	124 x 124
US	119 1/2 x 119 1/2	121 1/2 x 121 1/2	123 1/2 x 123 1/2
FS	121 1/2 x 121 1/2	123 1/2 x 123 1/2	125 1/2 x 125 1/2

## 111 x 111 approx.



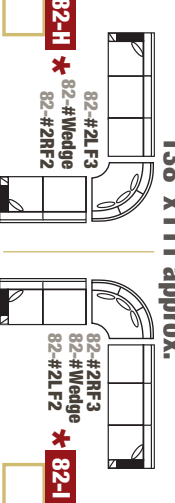
ARM	SD 20	SD 22	SD 24
TA	109 x 109	111 x 111	113 x 113
TT	110 x 110	112 x 112	114 x 114
ST	109 x 109	111 x 111	113 x 113
US	108 1/2 x 108 1/2	110 1/2 x 110 1/2	112 1/2 x 112 1/2
FS	110 1/2 x 110 1/2	112 1/2 x 112 1/2	114 1/2 x 114 1/2

## 138 x 138 approx.



ARM	SD 20	SD 22	SD 24
TA	136 x 136	138 x 138	140 x 140
TT	137 x 137	139 x 139	141 x 141
ST	136 x 136	138 x 138	140 x 140
US	135 1/2 x 135 1/2	137 1/2 x 137 1/2	139 1/2 x 139 1/2
FS	137 1/2 x 137 1/2	139 1/2 x 139 1/2	141 1/2 x 141 1/2

## 138 x 111 approx.



ARM	SD 20	SD 22	SD 24
TA	136 x 109	138 x 111	140 x 113
TT	137 x 110	139 x 112	141 x 114
ST	136 x 109	138 x 111	140 x 113
US	135 1/2 x 108 1/2	137 1/2 x 110 1/2	139 1/2 x 112 1/2
FS	137 1/2 x 110 1/2	139 1/2 x 112 1/2	141 1/2 x 114 1/2

## Design Your Own Layout

For related sofas and chairs see Brighton Sofas and Chairs order form.

KEY:

Corner:  
Arm:  
#20, db (down blend) Sofa Pillows:



Arm:



#20, db (down blend) Sofa Pillows:

### Left Arm Facing

### Right Arm Facing

### Track Arm

### Track Tee

### Sloping Track

### Urban Scoop

### Full Sock

### Armless

82-#1LF3	82-#1RF3	SD	D	W
20	20	20	34	93
22	22	22	36	95
24	24	24	38	97

SD	D	W	SD	D	W
20	34	94	20	34	93
22	36	96	22	36	95
24	38	98	24	38	97

SD	D	W	SD	D	W
20	34	87 1/2	20	34	87 1/2
22	36	89 1/2	22	36	89 1/2
24	38	91 1/2	24	38	91 1/2

82-#2LF3	82-#2RF3	SD	D	W
20	20	20	34	86
22	22	22	36	88
24	24	24	38	90

SD	D	W	SD	D	W
20	34	87	20	34	86
22	36	89	22	36	88
24	38	91	24	38	89

SD	D	W	SD	D	W
20	34	85 1/2	20	34	85 1/2
22	36	87 1/2	22	36	87 1/2
24	38	89 1/2	24	38	89 1/2

82-#2LF2	82-#2RF2	SD	D	W
20	20	20	34	59
22	22	22	36	61
24	24	24	38	63

SD	D	W	SD	D	W
20	34	60	20	34	59
22	36	62	22	36	61
24	38	64	24	38	63

SD	D	W	SD	D	W
20	34	60 1/2	20	34	60 1/2
22	36	62 1/2	22	36	62 1/2
24	38	64 1/2	24	38	64 1/2

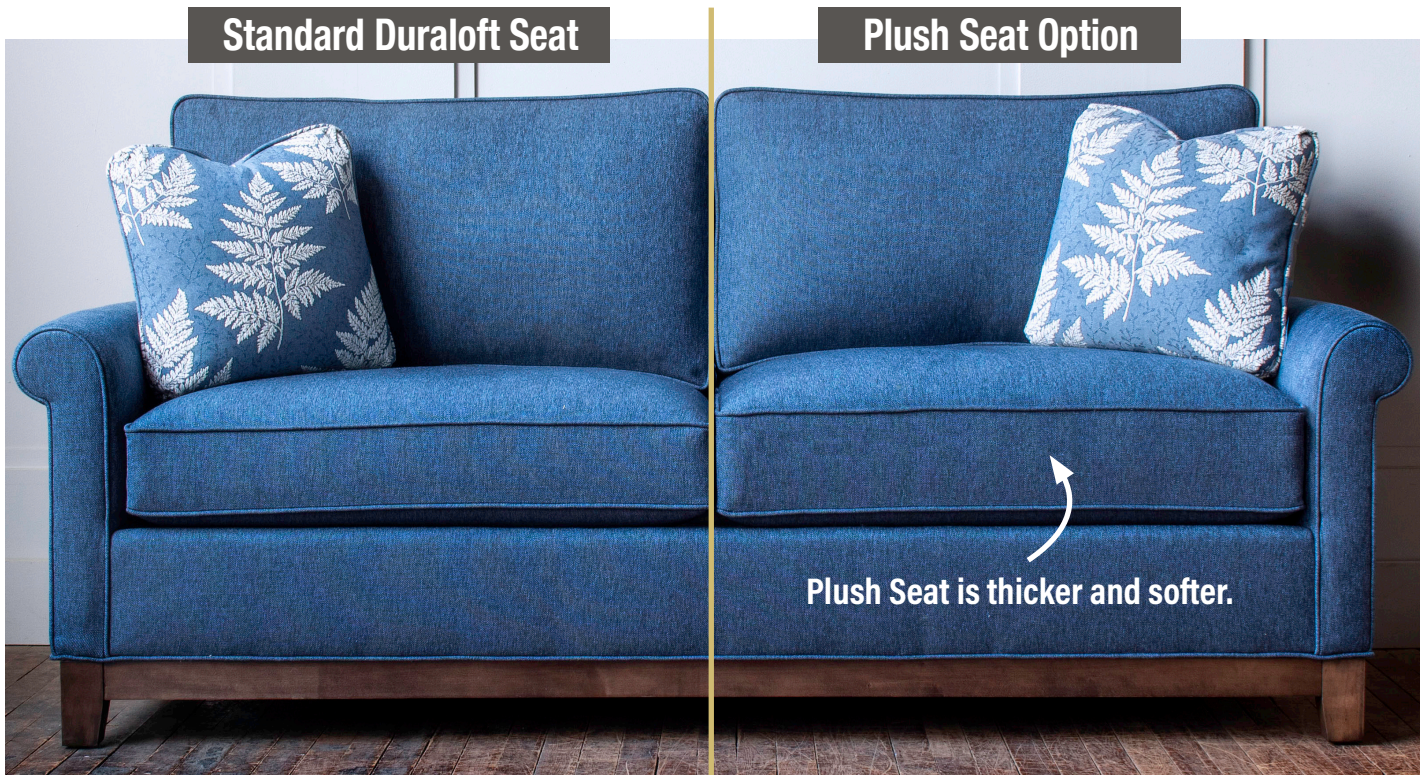
82-#2LF1	82-#2RF1	SD	D	W
20	20	20	34	32
22	22	22	36	34
24	24	24	38	36

SD	D	W	SD	D	W
20	34	33	20	34	33
22	36	35	22	36	35
24	38	37	24	38	37

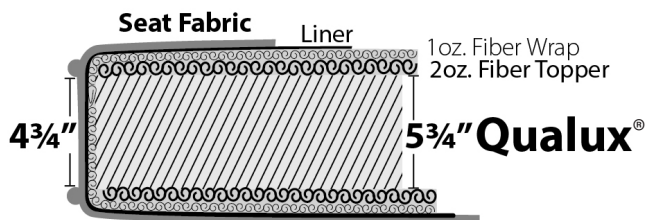
SD	D	W	SD	D	W
20	34	31 1/2	20	34	31 1/2
22	36	33 1/2	22	36	33 1/2
24	38	35 1/2	24	38	35 1/2

SD	D	W	SD	D	W
20	34	50	20	34	50
22	36	52	22	36	52
24	38	54	24	38	54





**Duraloft Seat Construction**



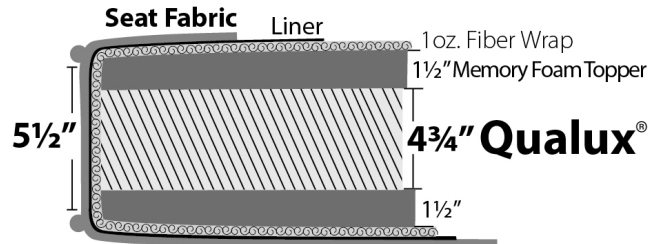
**Standard on:**  
Madison  
Brighton  
Tight Back  
Highland Park\*

\*Note: Highland Park uses 4 3/4" Qualux®.  
Between welts is 4 3/4" - same as others.

**Firm Seat Option**

Construction same as standard, except Qualux® polyfoam is firmer.

**Plush Seat Option Construction**



**Plush Seat Features**

- Finished seat is thicker than Standard
- Memory foam creates softer luxurious sit

Plush Seat Option available only on:

**Madison  
Brighton  
Tight Back  
Highland Park\***


\*Note: Highland Park uses 4 1/4" Qualux®.  
Between welts is 5 1/2" - same as others.

See price list for Plush Seat Option price.

**Finishes**

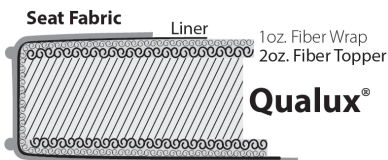


**Nail Head**

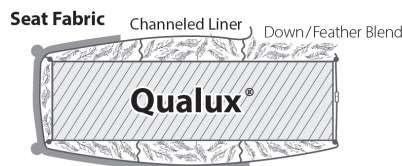


**Cushions**

**Standard / Firm**

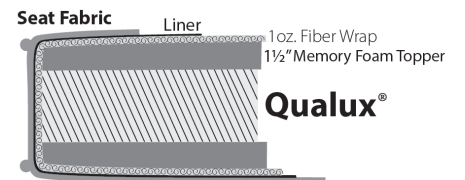


**Down**



**Plush**

For Brighton, Highland Park, Madison and Tight Back Custom Collections only.



**Welt or Double Needle**

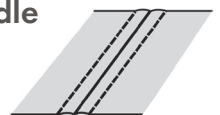
**Self Welt**



**Contrast Welt**



**Double Needle**




**Arm Pillows**

(sold by pair)




**#13**

14" x 14"



**#20**

17" x 17"



**#23**

20" x 20"


**Kidney Pillows**

(sold as singles)




**#8**

8" x 16"



**#10**

11" x 19"



**#4**

11" x 25"