

Brighton Popular Layout: 84 2RF2 w/chaise



Standard Features

- Loose back
- Duraloft seat cushion
- Hand tied/Hard edge

Product Overview

- Shown with **track arm** (other arms available)
- 5 widths plus sectional and chaise options
- 3 seat depths
- 5 legs, 7 finishes
- 2 back heights: 34 or 37"
- Multiple back over seat options
- Optional back buttons
- Optional double needle stitch
- Optional contrast welt
- Optional nailhead trim

Product Dimensions

- *Outside:* Depth D: 34, 36, or 38
 Height H: 34 or 37
- *Inside:* Seat Depth SD: 20, 22, or 24
 Seat Height SH: 19" for all base treatments
- *Available Layouts:*
 Sectionals: 82 x 82 up to 138 x 138"
 Chair: 32"
 Chair and 1/2: 50"
 Three Quarter: 63"
 Sofa: 78"
 Grand Sofa: 90"

Notes

As shown, Custom Layout Track Arm:

84 BSTA - #2RF2 - 22 - SQ5

84 BSTA - #2LF1XX - 22 - SQ5

A member of the **Brighton Custom Collection**, its' low profile is great for casual conversation in an open setting. Highly versatile, Brighton can be either plush or clean and crisp.

[Click Here](#)
or scan the
code below to
see this frame
in different
fabrics and
download
images.



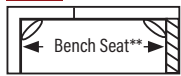
Brighton Series 84

Based on 40.5" cushion width.

Popular layouts

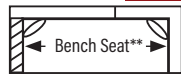
82x82 approx.

84-A



84-#1RF2:1
84-#2LF1

84-B



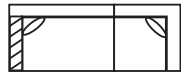
84-#1LF2:1
84-#2RF1

84-C



84-#1RF2:2
84-#2LF1

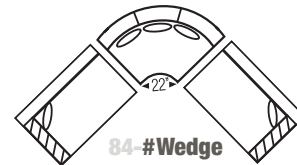
84-D



84-#1LF2:2
84-#2RF1

98 x 98 approx.

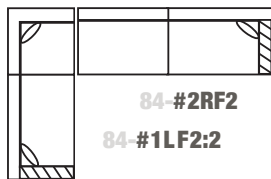
84-H



84-#2LF1 84-#2RF1

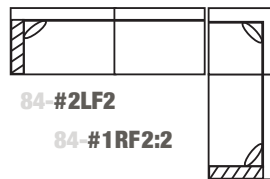
82 x 122 approx.

84-E *



84-#2RF2
84-#1LF2:2

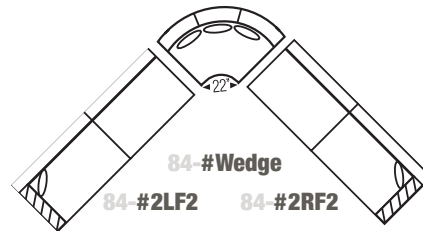
*** 84-F**



84-#2LF2
84-#1RF2:2

138 x 138 approx.

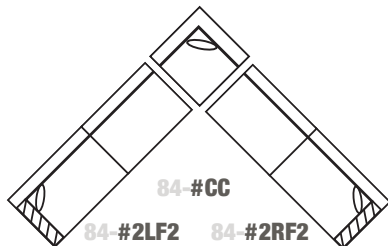
84-I *



84-#2LF2 84-#2RF2

122 x 122 approx.

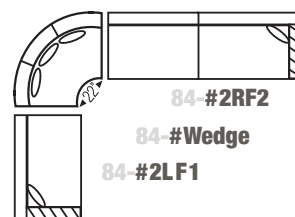
84-G *



84-#2LF2 84-#2RF2

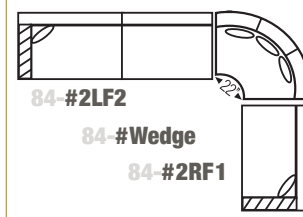
138 x 98 approx.

84-J *



84-#2RF2
84-#Wedge
84-#2LF1

*** 84-K**



84-#2LF2
84-#Wedge
84-#2RF1

* Chaise with movable base available

Chaise package substitutes the long chaise cushion and movable ottoman base for a seat cushion. Available: ***Chaise XX**, (40.5" cushion width). **TT, ST, US** and **FS** arms with chaise come with rectangular chaise cushion. **TT** arm with chaise comes with a Tee chaise cushion.

Brighton Sectional - Series 84 - Order Form

Based on 40 1/2" cushion width

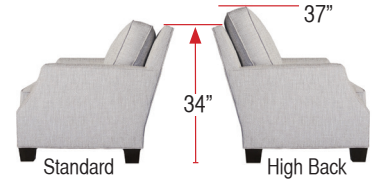
SAMPLE ORDER: **1** 84H **2** BTFS - **3** #1LF3 **4** 24 - **5** SP

Dealer Name _____ ITEM #1 _____

Customer Name _____ ITEM #2 _____

Notes _____

1 Back Height 84 Standard 84H High Back
High Back option adds 3" to overall height:



2 Back/Arm

| | | | | |
|--|--|--|---|---|
| <p>Box Straight / Track Arm</p> <input type="checkbox"/> BSTA | <p>Box Straight / Track Tee</p> <input type="checkbox"/> BSTT | <p>Box Straight / Sloping Track</p> <input type="checkbox"/> BSST | <p>Box Curve / Urban Scoop</p> <input type="checkbox"/> BCUS | <p>Box Curve / Full Sock</p> <input type="checkbox"/> BCFS |
| <p>3" track</p> | <p>4 1/2" track</p> | <p>3" track</p> | | |
| <input type="checkbox"/> BSTA.b w/buttons* | <input type="checkbox"/> BSTT.b w/buttons* | <input type="checkbox"/> BSST.b w/buttons* | <input type="checkbox"/> BCUS.b w/buttons* | <input type="checkbox"/> BCFS.b w/buttons* |

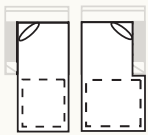
*When buttons are specified, the layout is as shown. Adding buttons results in a firmer back cushion and a slight increase in seat depth.



3 Frame Sizes (For dimensional data please see back side of this form. For related sofas and chairs see Brighton Sofa order form.)

KEY:
Corner: Arm: #20 .db (down blend) Sofa Pillows:

*Chaise with movable base available at extra charge.
TA, ST, US and FS arms with chaise come with rectangular chaise cushion, shown below left. TT arm with chaise comes with a Tee chaise cushion, shown below right.



| | | | |
|---|---------------------------------------|---|---|
| <p>Arm with Corner (#1)</p> <input type="checkbox"/> 84-#1LF2:2 * | <input type="checkbox"/> 84-#1RF2:2 * | <input type="checkbox"/> 84-#1LF2:1 | <input type="checkbox"/> 84-#1RF2:1 |
| <p>Arm only (#2)</p> <input type="checkbox"/> 84-#2LF1 * | <input type="checkbox"/> 84-#2RF1 * | <input type="checkbox"/> 84-#2LF2 * | <input type="checkbox"/> 84-#2RF2 * |
| <p>Armless</p> <input type="checkbox"/> 84-#A1 | <input type="checkbox"/> 84-#A2 | <p>Corner Chair</p> <input type="checkbox"/> 84-#CC | <p>Wedge</p> <input type="checkbox"/> 84-#Wedge |

** Bench seats in NRR fabrics will have seams aligned with back pillow breaks.

4 Seat Depth

20" Short 22" Standard 24" Deep



5 Base

| | | | | |
|---|--|---|---|--|
| <input type="checkbox"/> HS5 Highland Spool 5" | <input type="checkbox"/> P5 Pyramid Foot 5" | <input type="checkbox"/> SQ5 Square Tapered Leg 5" | <input type="checkbox"/> MT5 Metro Trim 5" | <input type="checkbox"/> RM5 Round Metal Leg 5" |
|---|--|---|---|--|

MT5 and RM5 base options available at extra charge.
Seat height is 19 inches for all base treatments.

6 Base Finish Light Pioneer Pioneer Dark Pine Jet Antique Cherry Java Stone

Available at extra charge:
84-Sect-08-2018

Double Needle Stitching
Applied to seat cushion, back pillows, #20.db pillows, TT, TA, ST arms.

***Chaise with Movable Base**
To substitute the long chaise cushion and movable ottoman base for a seat cushion specify:
84-#2LF1XX, 84-#2RF1XX, 84-#2LF2XX, 84-#2RF2XX (all 40 1/2" wide).
The chaise cushion (only) may be cut NRR (non-railroaded) to eliminate seams.



Brighton Series 84

Based on 40 1/2" cushion width.
Popular layouts

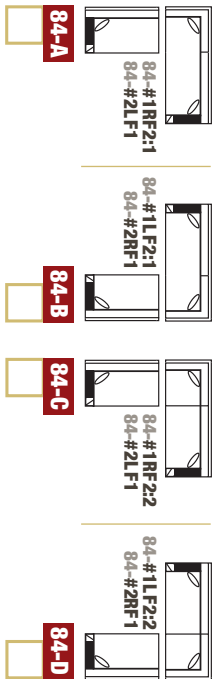
For exact dimensions, choose Seat Depth: SD 20, 22 or 24 and Arm, then see chart.

* Chaise with movable base available.

TA, ST, US and FS arms with

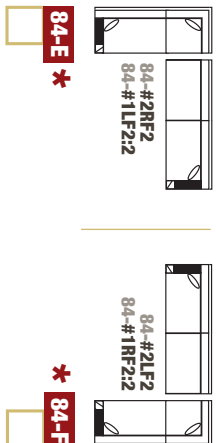
chaise come with rectangular chaise cushion, shown below left. TT arm with chaise comes with a Tee chaise cushion, shown below right.

82 x 82 approx.



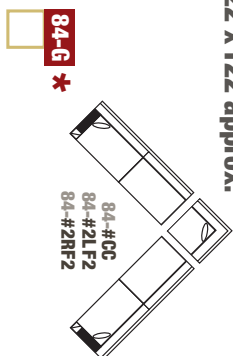
| ARM | SD 20 | SD 22 | SD 24 |
|-----|-----------------|-----------------|-----------------|
| TA | 79 1/2 x 79 1/2 | 81 1/2 x 81 1/2 | 83 1/2 x 83 1/2 |
| TT | 80 1/2 x 80 1/2 | 82 1/2 x 82 1/2 | 84 1/2 x 84 1/2 |
| ST | 79 1/2 x 79 1/2 | 81 1/2 x 81 1/2 | 83 1/2 x 83 1/2 |
| US | 79 x 79 | 81 x 81 | 83 x 83 |
| FS | 81 x 81 | 83 x 83 | 85 x 85 |

82 x 122 approx.



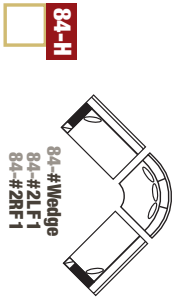
| ARM | SD 20 | SD 22 | SD 24 |
|-----|--------------|--------------|--------------|
| TA | 120 x 79 1/2 | 122 x 81 1/2 | 124 x 83 1/2 |
| TT | 121 x 80 1/2 | 123 x 82 1/2 | 125 x 84 1/2 |
| ST | 120 x 79 1/2 | 122 x 81 1/2 | 124 x 83 1/2 |
| US | 119 1/2 x 79 | 121 1/2 x 81 | 123 1/2 x 83 |
| FS | 121 1/2 x 81 | 123 1/2 x 83 | 125 1/2 x 85 |

122 x 122 approx.



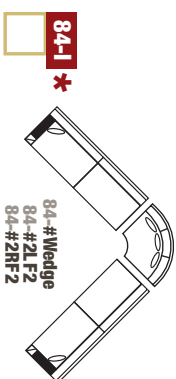
| ARM | SD 20 | SD 22 | SD 24 |
|-----|-------------------|-------------------|-------------------|
| TA | 120 x 120 | 122 x 122 | 124 x 124 |
| TT | 121 x 121 | 123 x 123 | 125 x 125 |
| ST | 120 x 120 | 122 x 122 | 124 x 124 |
| US | 119 1/2 x 119 1/2 | 121 1/2 x 121 1/2 | 123 1/2 x 123 1/2 |
| FS | 121 1/2 x 119 1/2 | 123 1/2 x 123 1/2 | 125 1/2 x 125 1/2 |

98 x 98 approx.



| ARM | SD 20 | SD 22 | SD 24 |
|-----|-----------------|-----------------|-------------------|
| TA | 95 1/2 x 95 1/2 | 97 1/2 x 97 1/2 | 99 1/2 x 99 1/2 |
| TT | 96 1/2 x 96 1/2 | 98 1/2 x 98 1/2 | 100 1/2 x 100 1/2 |
| ST | 95 1/2 x 95 1/2 | 97 1/2 x 97 1/2 | 99 1/2 x 99 1/2 |
| US | 95 x 95 | 97 x 97 | 99 x 99 |
| FS | 97 x 97 | 99 x 99 | 101 x 101 |

138 x 138 approx.



| ARM | SD 20 | SD 22 | SD 24 |
|-----|-------------------|-------------------|-------------------|
| TA | 136 x 136 | 138 x 138 | 140 x 140 |
| TT | 137 x 137 | 139 x 139 | 141 x 141 |
| ST | 136 x 136 | 138 x 138 | 140 x 140 |
| US | 135 1/2 x 135 1/2 | 137 1/2 x 137 1/2 | 139 1/2 x 139 1/2 |
| FS | 137 1/2 x 137 1/2 | 139 1/2 x 139 1/2 | 141 1/2 x 141 1/2 |

138 x 98 approx.



| ARM | SD 20 | SD 22 | SD 24 |
|-----|--------------|--------------|---------------|
| TA | 136 x 95 1/2 | 138 x 97 1/2 | 140 x 99 1/2 |
| TT | 137 x 96 1/2 | 139 x 98 1/2 | 141 x 100 1/2 |
| ST | 136 x 95 1/2 | 138 x 97 1/2 | 140 x 99 1/2 |
| US | 135 1/2 x 95 | 137 1/2 x 97 | 139 1/2 x 99 |
| FS | 137 1/2 x 97 | 139 1/2 x 99 | 141 1/2 x 101 |

Design Your Own Layout

KEY:
For related sofas and chairs see Brighton Sofas and Chairs order form.



Left Arm Facing

Right Arm Facing

Track Arm

Track Tee

Sloping Track

Urban Scoop

Full Sock

Armless

| 84-#1LF2* Arm with Corner | 84-#1RF2* | SD | D | W | 84-#2LF2* | 84-#2RF2* | SD | D | W | 84-#2LF1* | 84-#2RF1* | SD | D | W |
|---------------------------|-----------|----|----|--------|-----------|-----------|----|--------|----|-----------|-----------|----|--------|----|
| 20 | 20 | 20 | 34 | 79 1/2 | 20 | 20 | 34 | 87 | 20 | 20 | 20 | 34 | 45 1/2 | 20 |
| 22 | 22 | 22 | 36 | 81 1/2 | 22 | 22 | 36 | 87 | 22 | 22 | 22 | 36 | 45 1/2 | 22 |
| 24 | 24 | 24 | 38 | 83 1/2 | 24 | 24 | 38 | 87 | 24 | 24 | 24 | 38 | 45 1/2 | 24 |
| 20 | 20 | 20 | 34 | 86 | 20 | 20 | 34 | 87 | 20 | 20 | 20 | 34 | 46 1/2 | 20 |
| 22 | 22 | 22 | 36 | 86 | 22 | 22 | 36 | 87 | 22 | 22 | 22 | 36 | 46 1/2 | 22 |
| 24 | 24 | 24 | 38 | 86 | 24 | 24 | 38 | 87 | 24 | 24 | 24 | 38 | 46 1/2 | 24 |
| 20 | 20 | 20 | 34 | 86 | 20 | 20 | 34 | 86 | 20 | 20 | 20 | 34 | 45 1/2 | 20 |
| 22 | 22 | 22 | 36 | 86 | 22 | 22 | 36 | 86 | 22 | 22 | 22 | 36 | 45 1/2 | 22 |
| 24 | 24 | 24 | 38 | 86 | 24 | 24 | 38 | 86 | 24 | 24 | 24 | 38 | 45 1/2 | 24 |
| 20 | 20 | 20 | 34 | 86 | 20 | 20 | 34 | 86 | 20 | 20 | 20 | 34 | 45 1/2 | 20 |
| 22 | 22 | 22 | 36 | 86 | 22 | 22 | 36 | 86 | 22 | 22 | 22 | 36 | 45 1/2 | 22 |
| 24 | 24 | 24 | 38 | 86 | 24 | 24 | 38 | 86 | 24 | 24 | 24 | 38 | 45 1/2 | 24 |
| 20 | 20 | 20 | 34 | 85 1/2 | 20 | 20 | 34 | 85 1/2 | 20 | 20 | 20 | 34 | 45 | 20 |
| 22 | 22 | 22 | 36 | 85 1/2 | 22 | 22 | 36 | 85 1/2 | 22 | 22 | 22 | 36 | 45 | 22 |
| 24 | 24 | 24 | 38 | 85 1/2 | 24 | 24 | 38 | 85 1/2 | 24 | 24 | 24 | 38 | 45 | 24 |
| 20 | 20 | 20 | 34 | 87 1/2 | 20 | 20 | 34 | 87 1/2 | 20 | 20 | 20 | 34 | 47 | 20 |
| 22 | 22 | 22 | 36 | 87 1/2 | 22 | 22 | 36 | 87 1/2 | 22 | 22 | 22 | 36 | 47 | 22 |
| 24 | 24 | 24 | 38 | 87 1/2 | 24 | 24 | 38 | 87 1/2 | 24 | 24 | 24 | 38 | 47 | 24 |

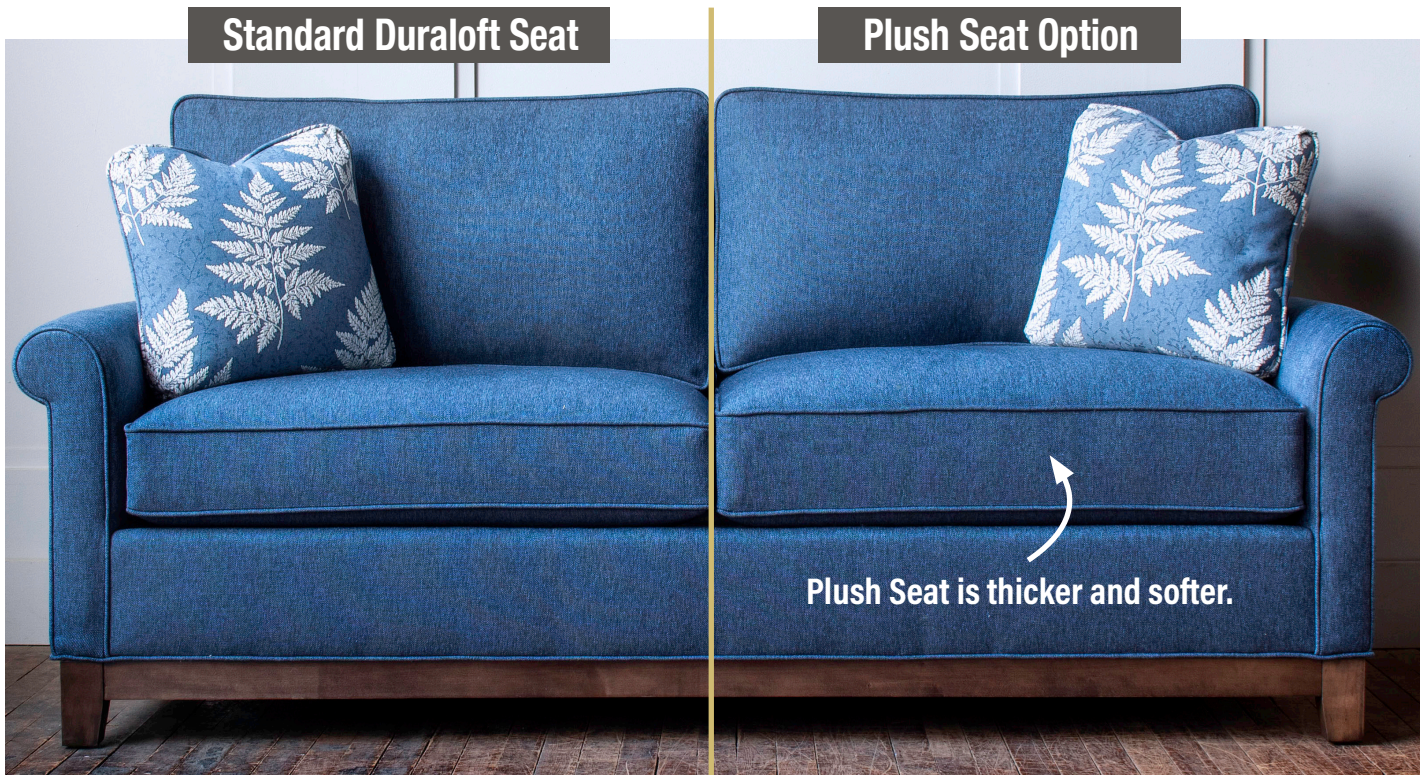
| 84-#A2 | SD | D | W |
|--------|----|----|----|
| 20 | 20 | 34 | 81 |
| 22 | 22 | 36 | 81 |
| 24 | 24 | 38 | 81 |

| 84-#A1 | SD | D | W |
|--------|----|----|--------|
| 20 | 20 | 34 | 40 1/2 |
| 22 | 22 | 36 | 40 1/2 |
| 24 | 24 | 38 | 40 1/2 |

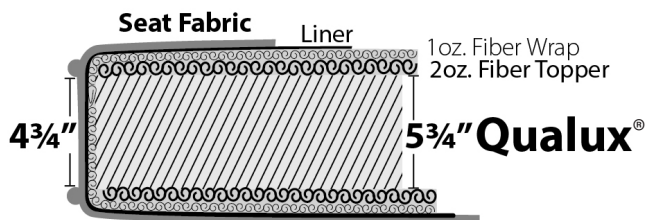
| 84-#CC Corner | SD | D | W |
|---------------|----|----|----|
| 20 | 20 | 34 | 34 |
| 22 | 22 | 36 | 36 |
| 24 | 24 | 38 | 38 |

| 84-#Wedge | SD | D | W |
|-----------|----|----|----|
| 20 | 20 | 34 | 50 |
| 22 | 22 | 36 | 52 |
| 24 | 24 | 38 | 54 |

#20, db (down blend) Sofa Pillows.



Duraloft Seat Construction



Standard on:

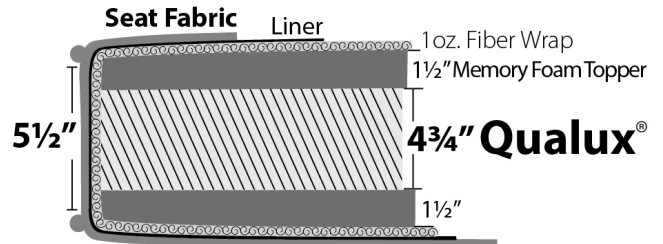
- Madison**
- Brighton**
- Tight Back**
- Highland Park***

*Note: Highland Park uses 4 3/4" Qualux®. Between welts is 4 3/4" - same as others.

Firm Seat Option

Construction same as standard, except Qualux® polyfoam is firmer.

Plush Seat Option Construction



Plush Seat Features

- Finished seat is thicker than Standard
- Memory foam creates softer luxurious sit


Plush Seat Option available only on:

- Madison**
- Brighton**
- Tight Back**
- Highland Park***


*Note: Highland Park uses 4 1/4" Qualux®. Between welts is 5 1/2" - same as others.

See price list for Plush Seat Option price.

Finishes

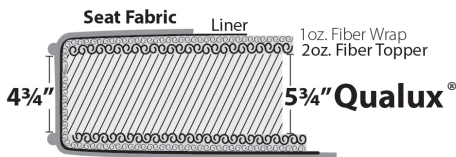


Nail Head



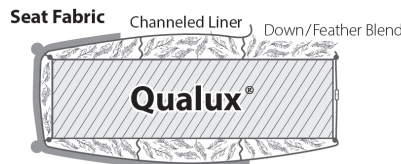
Cushions

Standard / Firm



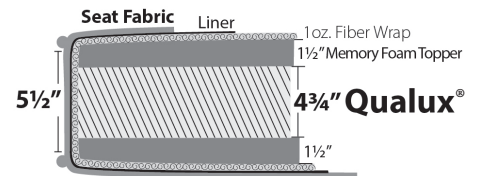
Note: Highland Park uses 4 3/4" Qualux®. Between welts is 4 3/4" - same as others.

Down



Plush

For Brighton, Highland Park, Madison and Tight Back Custom Collections only.



Note: Highland park uses 4 1/4" Qualux®. Between welts is 5 1/2" - same as others.

Welt or Double Needle

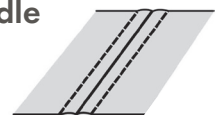
Self Welt



Contrast Welt




Double Needle




Arm Pillows

(sold by pair)




#13

14" x 14"



#20

17" x 17"



#23

20" x 20"

Kidney Pillows

(sold as singles)




#8

8" x 16"



#10

11" x 19"



#4

11" x 25"