



## Tight Back Custom Sofas and Chairs

Eden • Ellington • Erin • Essex



**Your design. Our craftsmanship.**  
**The best choices are yours:**  
Back/Arm • Width • Depth • Base

*Proudly Made with Care in the U.S.A. since 1899*



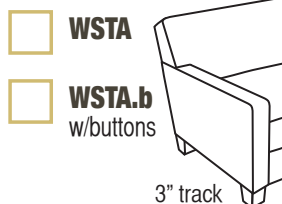
# Tight Back Sofas, Chairs

Your design. Our craftsmanship

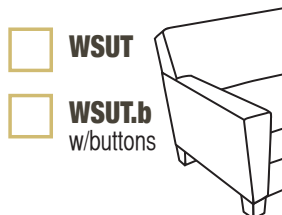
## Back/Arm

### Essex

Welted Square / Track Arm

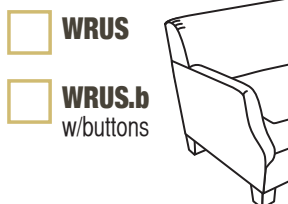


Welted Square / Urban Taper

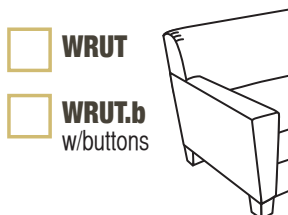


### Eden

Welted Round / Urban Scoop

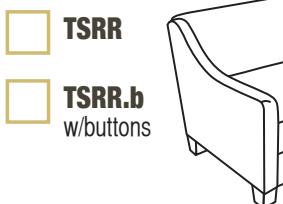


Welted Round / Urban Taper

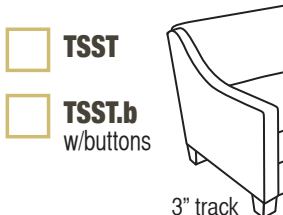


### Ellington

Tight Straight / Rising Round

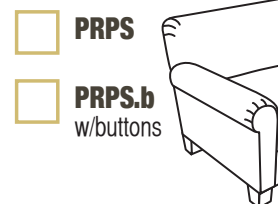


Tight Straight / Sloping Track

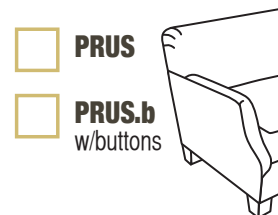


### Erin

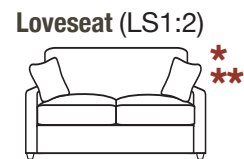
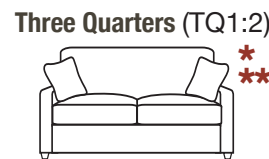
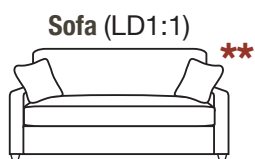
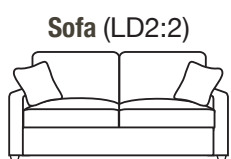
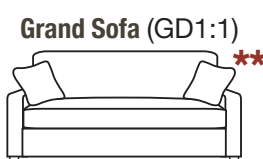

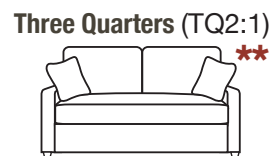
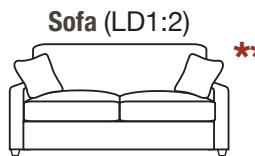
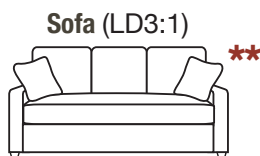
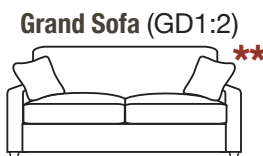
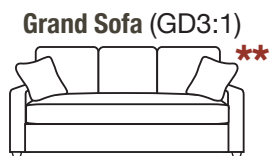

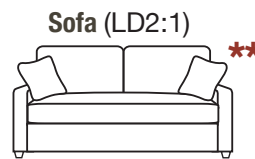
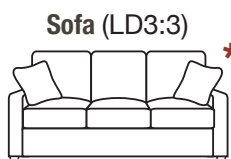
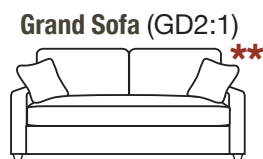
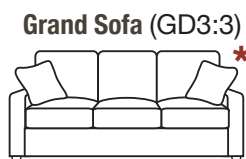
Pleated Round / Pleated Sock



Pleated Round / Urban Scoop



## Size, Back:Seat

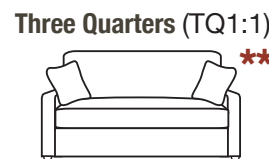


All sofas come with 1 pair of #20.db (down blend) pillows standard.

\* Chaise with movable base available at extra charge.

\*\* Bench seats or bench backs in NRR fabrics will have seams aligned appropriately.

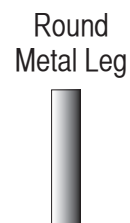
When buttons are specified, spacing varies with back width and the layout is as shown:



## Seat Depth



## Base



Seat height is 19 inches for all base treatments. MT5 and RM5 base option available at extra charge.

8 Way Hand Tied



Over 700 Fabrics

Proudly Made with Care in the U.S.A. for Over 110 Years



# Tight Back Sofas and Chairs - Order Form

SAMPLE ORDER:

94

1 WSTA.b

2 GD3:3

3 21

4 P5

Dealer Name \_\_\_\_\_

ITEM #1 \_\_\_\_\_

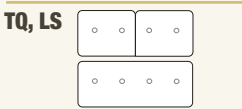
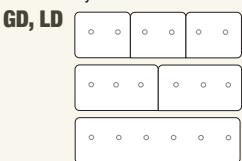
Customer Name \_\_\_\_\_

ITEM #2 \_\_\_\_\_

Notes \_\_\_\_\_

## 1 Series

\*When buttons are specified, spacing varies with back width and the layout is as shown:



## Essex

Welted Square / 3" Track Arm

WSTA

WSTA.b w/buttons\*

Welted Square / Urban Taper

WSUT

WSUT.b w/buttons\*



## Eden

Welted Round / Urban Scoop

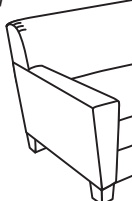
WRUS

WRUS.b w/buttons\*

Welted Round / Urban Taper

WRUT

WRUT.b w/buttons\*



## Ellington

Tight Straight / Rising Round

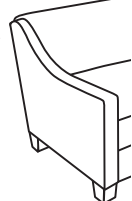
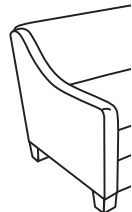
TSRR

TSRR.b w/buttons\*

Tight Straight / 3" Sloping Track

TSST

TSST.b w/buttons\*



## Erin

Pleated Round / Pleated Sock

PRPS

PRPS.b w/buttons\*

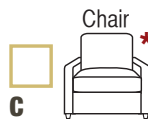



Pleated Round / Urban Scoop

PRUS

PRUS.b w/buttons\*



## 2 Size, Back:Seat



### NOTES

Sofas include 1 pair of #20.db (down blend) pillows.

\*\* Bench seats or bench backs in NRR fabrics will have seams aligned appropriately.

\* Chaise with movable base available at extra charge.

### HEIGHTS

For all base treatments:

H: Height is 37"  
AH: Arm Height is 25 1/2"  
SH: Seat Height is 19"

### WIDTHS

W: Outer Frame Width  
SW: Seat Width

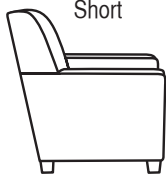
	GD	LD	TQ	LS	C
Track Arm	90 1/2/81	78 1/2/69	63 1/2/54	55 1/2/46	32 1/2/23
Urban Taper	93/81	81/69	66/54	58/46	35/23
Rising Round	90 1/2/81	78 1/2/69	63 1/2/54	55 1/2/46	32 1/2/23
Sloping Track	90 1/2/81	78 1/2/69	63 1/2/54	55 1/2/46	32 1/2/23
Pleated Sock	96 1/2/81	84 1/2/69	69 1/2/54	61 1/2/46	38 1/2/23
Urban Scoop	90/81	78/69	63/54	55/46	32/23

## 3 Seat Depth

19"



Short



21"



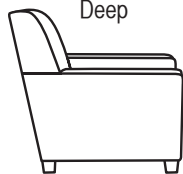
Standard



23"



Deep



## 4 Base

PFS



Pyramid Foot Small 3"



HS5



Highland Spool 5"



P5



Pyramid Foot 5"



SQ5



Square Tapered Leg 5"



MT5



Metro Trim 5"



RM5



Round Metal Leg 5"



MT5 and RM5 base options available at extra charge.

## 5 Base Finish

Light Pioneer

Pioneer

Dark Pine

Jet

Antique Cherry

Java

Stone

Available at extra charge:

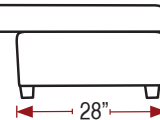
94-Sofas-Chairs-4-2021

Double Needle Stitching (.dn) Applied to seat cushion and #20.db (down blend) pillows only.

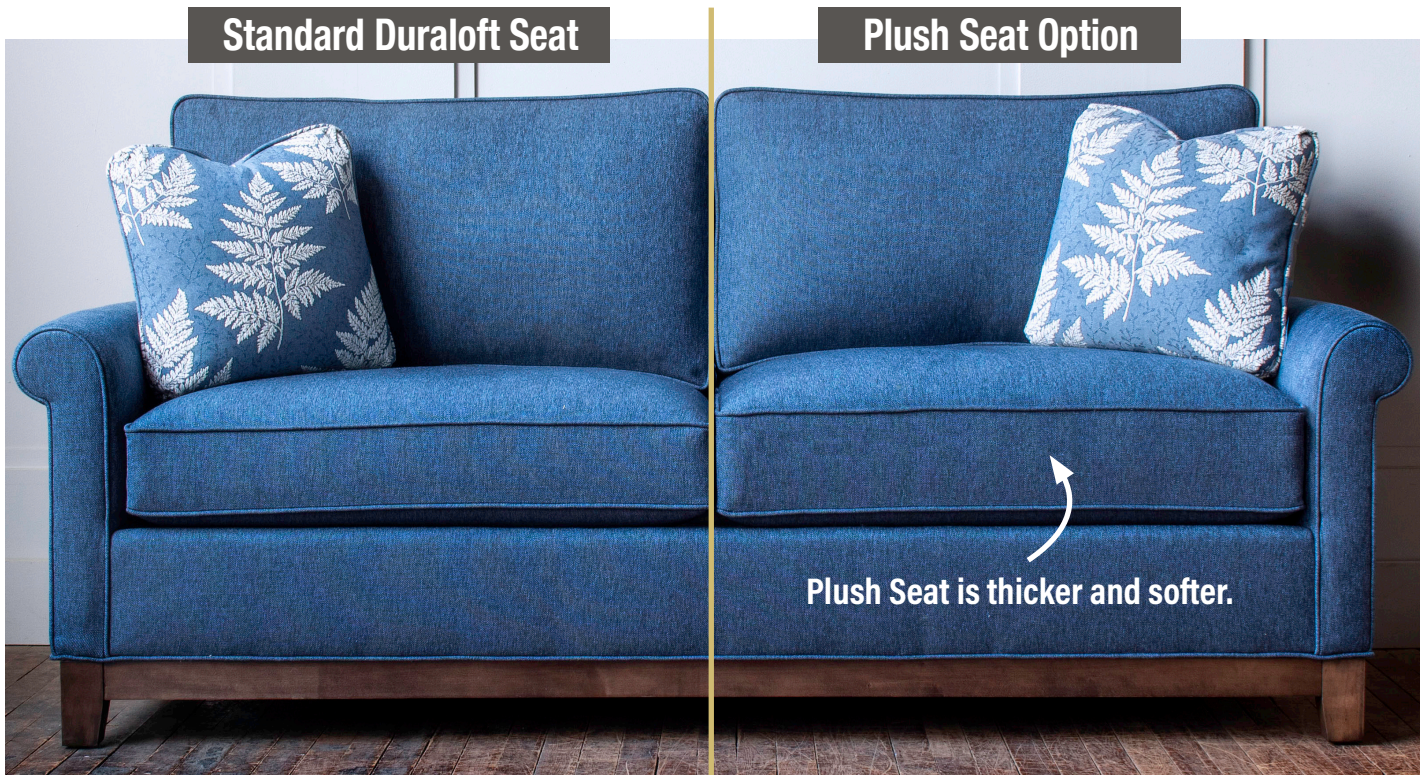
\* Chaise with Movable Base

To substitute the long chaise cushion and movable ottoman base for a seat cushion, specify: 94-GD3:3X (27" wide), 94-LD3:3X (23" wide), 94-TQ2:2X (27" wide), 94-TQ1:2X (27" wide), 94-LS2:2X (23" wide), 94-LS1:2X (23" wide) and 94-CX (23" wide).

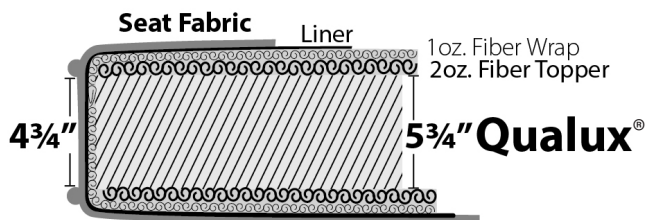
The chaise cushion (only) may be cut NRR (non-railroaded) to eliminate seams.







**Duraloft Seat Construction**



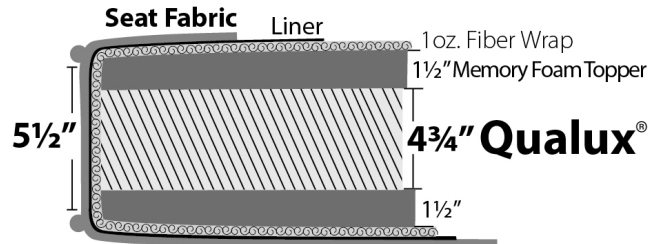
**Standard on:**  
Madison  
Brighton  
Tight Back  
Highland Park\*

\*Note: Highland Park uses 4 3/4" Qualux®.  
Between welts is 4 3/4" - same as others.

**Firm Seat Option**

Construction same as standard, except Qualux® polyfoam is firmer.

**Plush Seat Option Construction**



**Plush Seat Features**

- Finished seat is thicker than Standard
- Memory foam creates softer luxurious sit

Plush Seat Option available only on:


**Madison  
Brighton  
Tight Back  
Highland Park\***

\*Note: Highland Park uses 4 1/4" Qualux®.  
Between welts is 5 1/2" - same as others.


See price list for Plush Seat Option price.



**Finishes**

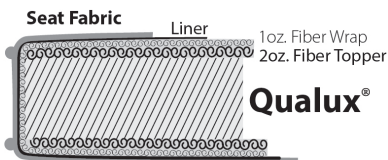


**Nail Head**

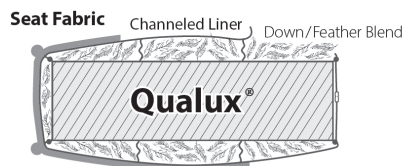


**Cushions**

**Standard / Firm**

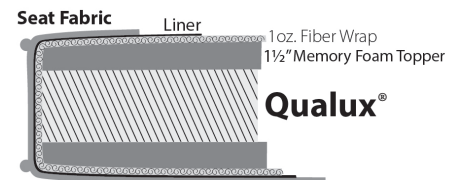


**Down**



**Plush**

For Brighton, Highland Park, Madison and Tight Back Custom Collections only.



**Welt or Double Needle**

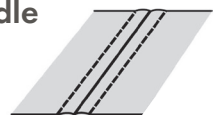
**Self Welt**



**Contrast Welt**




**Double Needle**




**Arm Pillows**

(sold by pair)




**#13**

14" x 14"



**#20**

17" x 17"



**#23**

20" x 20"

**Kidney Pillows**

(sold as singles)




**#8**

8" x 16"



**#10**

11" x 19"



**#4**

11" x 25"