



Standard Features

- Loose back
- Duraloft seat cushion
- Hand tied/Hard edge
- Armside hold down clips on bench seat
- 1 Pair #20 pillows

Product Overview

- Shown with **full sock** arm (other arms available)
- 5 widths plus sectional and chaise options
- 3 seat depths
- 5 legs, 7 finishes
- 2 back heights: 34 or 37"
- Multiple back over seat options
- Optional back buttons
- Optional double needle stitch
- Optional contrast welt
- Optional nailhead trim

Product Dimensions

- *Outside:* Depth D: 34, 36, or 38
Height H: 34 or 37
- *Inside:* Seat Depth SD: 20, 22, or 24
Seat Height SH: 19" for all base treatments
- *Available Frames:*
Chair: 35"
Chair and 1/2: 53"
Three Quarter: 66"
Sofa: 81"
Grand Sofa: 93"
Sectionals

Notes

See next page for order form

As shown: 84H BCFS - LD2:2 - 22 - MT5

A member of the **Brighton Custom Collection**, its' low profile is great for casual conversation in an open setting. Highly versatile, Brighton can be either plush or clean and crisp.

[Click Here](#)

or scan the code below to see this frame in different fabrics and download images.



Brighton Sofas and Chairs - Order Form

SAMPLE ORDER:

1 84H **2** BSTA.b - **3** GD3:3 - **4** 20 - **5** P5

Dealer Name _____ ITEM #1 _____


Customer Name _____ ITEM #2 _____



Notes _____

1 Back Height

- 84** Standard **84H** High Back
High Back option adds 3" to overall height:



2 Back/Arm

Box Straight / Track Arm

BSTA

3" track



BSTA.b
w/buttons*

Box Straight / Track Tee

BSTT

4 1/2" track



BSTT.b
w/buttons*

Box Straight / Sloping Track

BSST

3" track



BSST.b
w/buttons*

Box Curve / Urban Scoop

BCUS



BCUS.b
w/buttons*

Box Curve / Full Sock

BCFS



BCFS.b
w/buttons*

*When buttons are specified, the layout is as shown. Adding buttons results in a firmer back cushion and a slight increase in seat depth.

GD2 & HC



LD2



GD3 & TQ



LD3 & C



3 Size, Back:Seat

(For sectionals see Brighton Sectional order form)

Grand Sofas



* **GD3:3**

Sofas



LD3:3

Three Quarters



* **TQ2:2**

Chair and a Half



* **HC**

Chair



C



GD3:1

(Bench Seat**)



LD3:1

(Bench Seat**)



TQ2:1

(Bench Seat**)



* **GD2:2**



LD2:2



GD2:1

(Bench Seat**)



LD2:1

(Bench Seat**)

* Chaise with movable base available at extra charge.

TA, ST, US and FS arms with chaise come with rectangular chaise cushion. TT arm with chaise comes with a Tee chaise cushion.

W = Outer Frame Width / SW = Seat Width

	Grand Sofa W/SW	Sofa W/SW	Three Quarter W/SW	Chair 1/2 W/SW	Chair W/SW
Track Arm	90 1/2 / 81	78 1/2 / 69	63 1/2 / 54	50 / 40 1/2	32 1/2 / 23
Track Tee	93 / 81	81 / 69	66 / 54	52 1/2 / 40 1/2	35 / 23
Sloping Track	90 1/2 / 81	78 1/2 / 69	63 1/2 / 54	50 / 40 1/2	32 1/2 / 23
Urban Scoop	90 / 81	78 / 69	63 / 54	49 1/2 / 40 1/2	32 / 23
Full Sock	93 1/2 / 81	81 1/2 / 69	66 1/2 / 54	53 / 40 1/2	35 1/2 / 23

All sofas come with 1 pair of #20 db pillows (down blend) standard.

**Bench seats in NRR fabrics will have seams aligned with back pillow breaks.

4 Seat Depth

20"

Short



22"

Standard



24"

Deep



5 Base

HS5

Highland
Spool
5"



P5

Pyramid
Foot
5"



SQ5

Square
Tapered Leg
5"



MT5

Metro
Trim
5"



RM5

Round
Metal Leg
5"



MT5 and RM5
base options
available at
extra charge.

Seat height is
19 inches for all
base treatments.


6 Base Finish

- Light Pioneer Pioneer Dark Pine Jet Antique Cherry Java Stone

Available at
extra charge:

Double Needle Stitching
Applied to seat cushion, back pillows,
#20.db pillows, TT, TA, ST arms.

* **Chaise with Movable Base**
To substitute the long chaise cushion and movable ottoman base for a seat cushion, specify:
84-GD3:3X (27" wide), **84-TQ2:2X** (27" wide), **84-GD2:2XX** (40 1/2" wide), **84-HCXX** (40 1/2" wide).
The chaise cushion (only) may be cut NRR (non-railroaded) to eliminate seams.



38"



Brighton Sofas and Chairs

Your design. Our craftsmanship




Series 84: Dimensions

Width	Available Cushion Widths	Track Arm	Track Tee	Sloping Track	Urban Scoop	Full Sock
Grand Sofa (GD)	* 27, * 40 ^{1/2} , 81	W: 90 ^{1/2} SW: 81	W: 93 SW: 81	W: 90 ^{1/2} SW: 81	W: 90 SW: 81	W: 93 ^{1/2} SW: 81
Sofa (LD)	23, 34 ^{1/2} , 69	W: 78 ^{1/2} SW: 69	W: 81 SW: 69	W: 78 ^{1/2} SW: 69	W: 78 SW: 69	W: 81 ^{1/2} SW: 69
Sofa (TQ)	* 27, 54	W: 63 ^{1/2} SW: 54	W: 66 SW: 54	W: 63 ^{1/2} SW: 54	W: 63 SW: 54	W: 66 ^{1/2} SW: 54
Chair and a Half (HC)	* 40 ^{1/2}	W: 50 SW: 40 ^{1/2}	W: 52 ^{1/2} SW: 40 ^{1/2}	W: 50 SW: 40 ^{1/2}	W: 49 ^{1/2} SW: 40 ^{1/2}	W: 53 SW: 40 ^{1/2}
Chair (C)	23	W: 32 ^{1/2} SW: 23	W: 35 SW: 23	W: 32 ^{1/2} SW: 23	W: 32 SW: 23	W: 35 ^{1/2} SW: 23
Depth	SD (Seat Depth) SD with Chaise D (overall Depth) D with Chaise	SD: 20 22 24 58 60 62 D: 34 36 38 72 74 76	SD: 20 22 24 58 60 62 D: 34 36 38 72 74 76	SD: 20 22 24 58 60 62 D: 34 36 38 72 74 76	SD: 20 22 24 58 60 62 D: 34 36 38 72 74 76	SD: 20 22 24 58 60 62 D: 34 36 38 72 74 76
Height	84 84H	H: 34 H: 37 SH: 19 AH: 25 ^{1/2}	H: 34 H: 37 SH: 19 AH: 25 ^{1/2}	H: 34 H: 37 SH: 19 AH: 25 ^{1/2}	H: 34 H: 37 SH: 19 AH: 25 ^{1/2}	H: 34 H: 37 SH: 19 AH: 25 ^{1/2}

* Chaise available TA, ST, US and FS arms with chaise come with rectangular chaise cushion. TT arm with chaise comes with a Tee chaise cushion.

Finishes



Antique Cherry



Dark Pine



Java



Jet



Light Pioneer

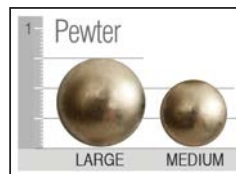





Pioneer

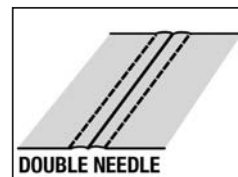
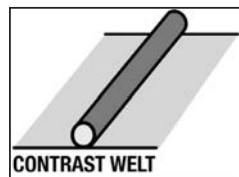
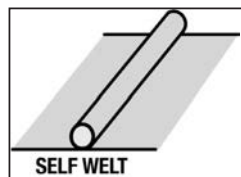


Stone


Nail Head trim




Welt or Double Needle



Arm Pillows (sold by pair)



#13 - 14" x 14"



#20 - 17" x 17"



#23 - 20" x 20"

Kidney Pillows (sold as singles)



#8 - 8" x 16"



#10 - 11" x 19"



#14 - 11" x 25"