



## Standard Features

- Tight back
- Duraloft seat cushion
- Hand tied/Hard edge
- Armside hold down clips
- 1 Pair #20 pillows

## Product Overview

The **Eden** series features a Weltd Round back, and your choice of

- Urban taper arm (shown), or Urban scoop arm
- 5 widths plus chaise options
- 3 seat depths
- 6 legs, 7 finishes
- Multiple back over seat options
- Optional back buttons
- Optional double needle stitch
- Optional contrast welt
- Optional nailhead trim

## Product Dimensions

- *Outside:*    Depth                    D: 34, 36, or 38  
                         Height                        H: 37
- *Inside:*        Seat Depth                SD: 19, 21, or 23  
                         Seat Height                SH: 19" for all base treatments
- *Available Frames:*  
                         Chair: 35"  
                         Love Seat: 58"  
                         3/4 Sofa: 66"  
                         Sofa: 81"  
                         Grand Sofa: 93"

## Notes

See next page for order form

**As shown: 94 WRUT - C - 21 - P5**

A member of the **Tight Back Collection**, which includes the Eden, Ellington, Erin and Essex series frames.

[Click Here](#)

or scan the code below to see this frame in different fabrics and download images.




# H Tight Back Sofas and Chairs - Order Form

SAMPLE ORDER:

94 **1** WSTA.b - **2** GD3:3 - **3** 21 - **4** P5

Dealer Name \_\_\_\_\_

ITEM #1 \_\_\_\_\_



Scan to see gallery pictures

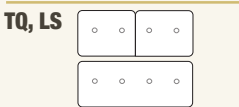
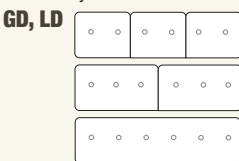
Customer Name \_\_\_\_\_

ITEM #2 \_\_\_\_\_

Notes \_\_\_\_\_

## 1 Series

\*When buttons are specified, spacing varies with back width and the layout is as shown:



## Essex

Welted Square / 3" Track Arm

**WSTA**

**WSTA.b**  
w/buttons\*

Welted Square / Urban Taper

**WSUT**

**WSUT.b**  
w/buttons\*



## Eden

Welted Round / Urban Scoop

**WRUS**

**WRUS.b**  
w/buttons\*

Welted Round / Urban Taper

**WRUT**

**WRUT.b**  
w/buttons\*



## Ellington

Tight Straight / Rising Round

**TSRR**

**TSRR.b**  
w/buttons\*

Tight Straight / 3" Sloping Track

**TSST**

**TSST.b**  
w/buttons\*



## Erin

Pleated Round / Pleated Sock

**PRPS**

**PRPS.b**  
w/buttons\*

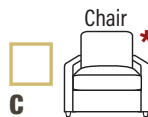


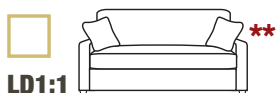

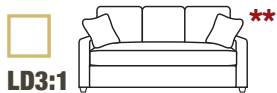

Pleated Round / Urban Scoop

**PRUS**

**PRUS.b**  
w/buttons\*



## 2 Size, Back:Seat



### NOTES

Sofas include 1 pair of #20.db (down blend) pillows.

\*\*Bench seats or bench backs in NRR fabrics will have seams aligned appropriately.

\*Chaise with movable base available at extra charge.

### HEIGHTS

For all base treatments:

H: Height is 37"  
AH: Arm Height is 25 1/2"  
SH: Seat Height is 19"

### WIDTHS

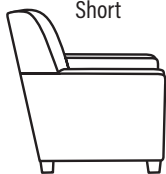
	GD	LD	TQ	LS	C	
Track Arm	90 1/2 / 81	78 1/2 / 69	63 1/2 / 54	55 1/2 / 46	32 1/2 / 23	← W/SW
Urban Taper	93 / 81	81 / 69	66 / 54	58 / 46	35 / 23	W: Outer Frame Width
Rising Round	90 1/2 / 81	78 1/2 / 69	63 1/2 / 54	55 1/2 / 46	32 1/2 / 23	SW: Seat Width
Sloping Track	90 1/2 / 81	78 1/2 / 69	63 1/2 / 54	55 1/2 / 46	32 1/2 / 23	
Pleated Sock	96 1/2 / 81	84 1/2 / 69	69 1/2 / 54	61 1/2 / 46	38 1/2 / 23	
Urban Scoop	90 / 81	78 / 69	63 / 54	55 / 46	32 / 23	

## 3 Seat Depth

19"



Short



21"



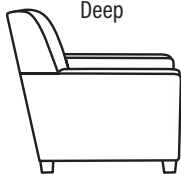
Standard



23"



Deep



## 4 Base

PFS



Pyramid Foot Small 3"



HS5



Highland Spool 5"



P5



Pyramid Foot 5"



SQ5



Square Tapered Leg 5"



MT5




Metro Trim 5"



RM5



Round Metal Leg 5"



MT5 and RM5 base options available at extra charge.

## 5 Base Finish

Light Pioneer

Pioneer

Dark Pine

Jet

Antique Cherry

Java

Stone

Available at extra charge:

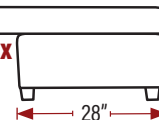
94-Sofas-Chairs-5-2023

**Double Needle Stitching (.dn)**  
Applied to seat cushion and #20.db (down blend) pillows only.

**\* Chaise with Movable Base**

To substitute the long chaise cushion and movable ottoman base for a seat cushion, specify: **94-GD3:3X** (27" wide), **94-LD3:3X** (23" wide), **94-TQ2:2X** (27" wide), **94-TQ1:2X** (27" wide), **94-LS2:2X** (23" wide), **94-LS1:2X** (23" wide) and **94-CX** (23" wide).

The chaise cushion (only) may be cut NRR (non-railroaded) to eliminate seams.



# Tight Back Sofas and Chairs - Series 94

## Dimensions

<b>Width</b>	<b>Track Arm</b>	<b>Urban Taper</b>	<b>Rising Round</b>	<b>Sloping Track</b>	<b>Pleated Sock</b>	<b>Urban Scoop</b>
<b>Sofa (GD)</b>	W: 90 1/2 SW: 81	W: 93 SW: 81	W: 90 1/2 SW: 81	W: 90 1/2 SW: 81	W: 96 1/2 SW: 81	W: 90 SW: 81
<b>Sofa (LD)</b>	W: 78 1/2 SW: 69	W: 81 SW: 69	W: 78 1/2 SW: 69	W: 78 1/2 SW: 69	W: 84 1/2 SW: 69	W: 78 SW: 69
<b>Sofa (TQ)</b>	W: 63 1/2 SW: 54	W: 66 SW: 54	W: 63 1/2 SW: 54	W: 63 1/2 SW: 54	W: 69 1/2 SW: 54	W: 63 SW: 54
<b>Loveseat (LS)</b>	W: 55 1/2 SW: 46	W: 58 SW: 46	W: 55 1/2 SW: 46	W: 55 1/2 SW: 46	W: 61 1/2 SW: 46	W: 55 SW: 46
<b>Chair (C)</b>	W: 32 1/2 SW: 23	W: 35 SW: 23	W: 32 1/2 SW: 23	W: 32 1/2 SW: 23	W: 38 1/2 SW: 23	W: 32 SW: 23
<b>Depth</b>	D: 33   35   37 SD: 19   21   23	D: 33   35   37 SD: 19   21   23	D: 33   35   37 SD: 19   21   23	D: 33   35   37 SD: 19   21   23	D: 35   37   39 SD: 19   21   23	D: 35   37   39 SD: 19   21   23
<b>Height</b>	H: 37 SH: 19 AH: 25 1/2	H: 37 SH: 19 AH: 25 1/2	H: 37 SH: 19 AH: 25 1/2	H: 37 SH: 19 AH: 25 1/2	H: 37 SH: 19 AH: 25 1/2	H: 37 SH: 19 A H: 25 1/2

\*All sofas include 1 pair of #20.db pillows.

### Chaise with movable base available

The chaise cushion (only) may be cut NRR (non-railroaded) to eliminate seams.

To substitute the long chaise cushion and movable ottoman base for a seat cushion, order chaise extension 94sx27 or 94sx23 and specify:

**94-GD3:3X** (27" wide)

**94-LD3:3X** (23" wide)

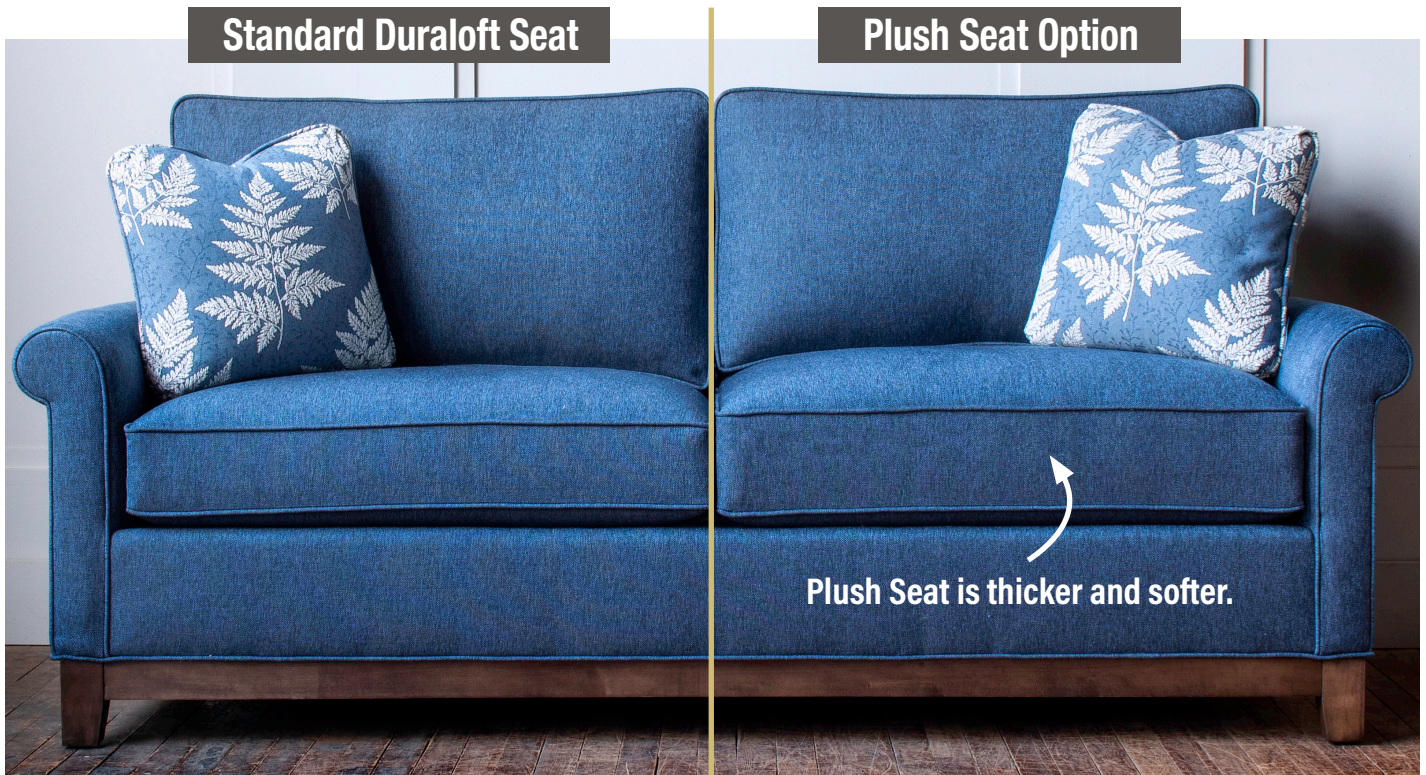
**94-TQ2:2X** (27" wide)

**94-TQ1:2X** (27" wide)

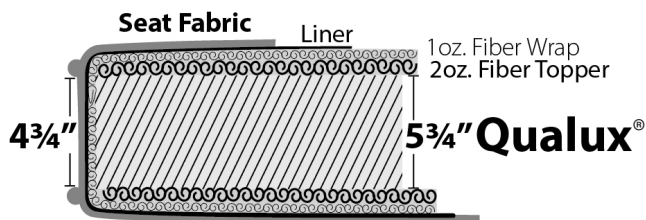
**94-LS2:2X** (23" wide)

**94-LS1:2X** (23" wide)

**94-CX** (23" wide)



**Duraloft Seat Construction**



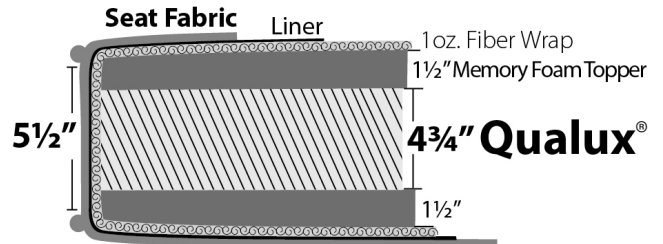
**Standard on:**  
Madison  
Brighton  
Tight Back  
Highland Park\*

\*Note: Highland Park uses 4 3/4" Qualux®.  
Between welts is 4 3/4" - same as others.

**Firm Seat Option**

Construction same as standard, except Qualux® polyfoam is firmer.

**Plush Seat Option Construction**



**Plush Seat Features**

- Finished seat is thicker than Standard
- Memory foam creates softer luxurious sit


Plush Seat Option available only on:

**Madison  
Brighton  
Tight Back  
Highland Park\***


\*Note: Highland Park uses 4 1/4" Qualux®.  
Between welts is 5 1/2" - same as others.

See price list for Plush Seat Option price.

**Finishes**

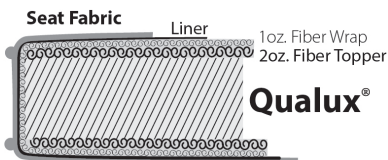


**Nail Head**

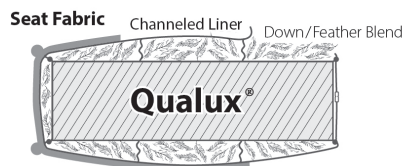


**Cushions**

**Standard / Firm**

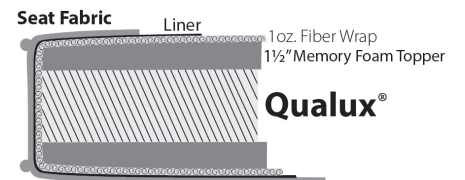


**Down**



**Plush**

For Brighton, Highland Park, Madison and Tight Back Custom Collections only.



**Welt or Double Needle**

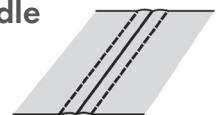
**Self Welt**



**Contrast Welt**




**Double Needle**




**Arm Pillows**

(sold by pair)




**#13**

14" x 14"



**#20**

17" x 17"



**#23**

20" x 20"


**Kidney Pillows**

(sold as singles)




**#8**

8" x 16"



**#10**

11" x 19"



**#4**

11" x 25"