



Standard Features

- Loose/Attached back
- Duraloft seat cushion
- Hand tied/Hard edge
- Armside hold down clips on bench seat
- 1 Pair #20 pillows

Product Overview

- Shown with **track arm** (other arms available)
- 7 widths plus chaise options
- 3 seat depths
- 10 legs, 7 finishes
- 2 back heights: 37 or 40"
- Loose or attached back options
- Optional double needle stitch
- Optional contrast welt
- Optional nailhead trim

Product Dimensions

- *Outside:* Depth D: 33, 35, or 37
Height H: 37 or 40
- *Inside:* Seat Depth SD: 20, 22, or 24
Seat Height SH: 19" for all base treatments
- *Available Frames:*
Chair: 33"
Chair and 1/2: 44"
Love Seat: 57"
3/4 Sofa: 69"
Sofa: 74"
Long Sofa: 80"
Grand Sofa: 92"
Sectional

Notes

See next page for order form

As shown: 74 LBS - TA - LD - 22 - ML

A member of the **Madison Custom Collection**: a traditional offering with full round arms and backs; the square track arm can lean toward transitional styling.

[Click Here](#)

or scan the code below to see this frame in different fabrics and download images.





Madison Sofas and Chairs - Order Form

SAMPLE ORDER:

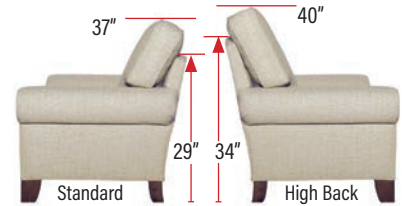
1 74H **2** L **3** BT **4** FS - **5** C **6** 24 - **7** SP

Dealer Name _____ ITEM #1 _____

Customer Name _____ ITEM #2 _____

Notes _____

1 Back Height **74** Standard **74H** High Back (BT and BS only)
High Back option adds 3" to overall height:



2 Attachment **L** Loose **A** Attached

3 Style

KN Knife Edge (unavailable as 74H) **BT** Box Tee **BS** Box Straight

4 Arm **TA** Track Arm 4 1/2" track **FS** Full Sock **SC** Scoop

5 Frame Sizes (For sectionals see Madison Sectional order form)

All sofas come with 1 pair of #20.db (down blend) pillows standard.


| | Sofas | Three Quarters | Love Seat | Chair and a Half | Chair |
|-----------|--------------------------------------|--------------------------------------|-----------------------------------|------------------------------------|--------------------------------------|
| | <input type="checkbox"/> GD * | <input type="checkbox"/> LD * | <input type="checkbox"/> D | <input type="checkbox"/> TQ | <input type="checkbox"/> LS * |
| Track Arm | W: 92 SW: 81 | W: 80 SW: 69 | W: 74 SW: 63 | W: 69 SW: 58 | W: 57 SW: 46 |
| Full Sock | W: 98 " | W: 86 " | W: 80 " | W: 75 " | W: 63 " |
| Scoop | W: 97 " | W: 85 " | W: 79 " | W: 74 " | W: 62 " |
| | <input type="checkbox"/> HC | <input type="checkbox"/> C * | | | |
| | W: 44 1/2 SW: 34 | W: 33 1/2 SW: 23 | | | |
| | W: 50 1/2 " | W: 39 1/2 " | | | |
| | W: 49 1/2 " | W: 38 1/2 " | | | |

(W = Outer Frame Width SW = Seat Width)

6 Seat Depth

20" Short **22"** Standard **24"** Deep

* Chaise with rectangular cushion and movable base available at extra charge.



7 Base

| RB | PFL | BA | DB | HS5 | SP | LSP | ML | DS | MT5 |
|--------------------------|--------------------------|--------------------------|--------------------------|--------------------------|--------------------------|--------------------------|--------------------------|--------------------------|--------------------------|
| <input type="checkbox"/> | <input type="checkbox"/> | <input type="checkbox"/> | <input type="checkbox"/> | <input type="checkbox"/> | <input type="checkbox"/> | <input type="checkbox"/> | <input type="checkbox"/> | <input type="checkbox"/> | <input type="checkbox"/> |
| Round Bun 2 1/2" | Pyramid Foot Large 3" | Bun Apple 3" | Double Bun 3" | Highland Spool 5" | Spool 5" | London Spool 5" | Metro Leg 5" | Dress Maker Skirt 9" | Metro Trim 5" |

MT5 base option available at extra charge. Seat height is 19 inches for all base treatments.

8 Base Finish Light Pioneer Pioneer Dark Pine Jet Antique Cherry Java Stone

Available at extra charge: **Double Needle Stitching**
Applied to seat cushion, back pillows, #20.db (down blend) pillows, TA arm

* **Chaise with Movable Base**
To substitute the rectangular chaise cushion and movable ottoman base for a seat cushion specify: **74-GDX** (27" wide), **74-LDX** (23" wide), **74-LSX** (23" wide), **74-CX** (23" wide).

Madison Sofas and Chairs - Series 74

Dimensions

| Width | Cushion Width | Track Arm | Full Sock | Scoop |
|------------------------------|-----------------------|---|---|---|
| Sofa (GD) * | 27 | W: 92 SW: 81 | W: 98 SW: 81 | W: 97 SW: 81 |
| Sofa (LD) * | 23 | W: 80 SW: 69 | W: 86 SW: 69 | W: 85 SW: 69 |
| Sofa (D) | 21 | W: 74 SW: 63 | W: 80 SW: 63 | W: 79 SW: 63 |
| Sofa(TQ) | 29 | W: 69 SW: 58 | W: 75 SW: 58 | W: 74 SW: 58 |
| Loveseat (LS) * | 23 | W: 57 SW: 46 | W: 63 SW: 46 | W: 62 SW: 46 |
| Chair and a Half (HC) | 34 | W: 44 ^{1/2} SW: 34 | W: 50 ^{1/2} SW: 34 | W: 49 ^{1/2} SW: 34 |
| Chair (C) * | 23 | W: 33 ^{1/2} SW: 23 | W: 39 ^{1/2} SW: 23 | W: 38 ^{1/2} SW: 23 |
| Depth | | SD: 20 22 24 48 50 52 D: 33 35 37 61 63 65 | SD: 20 22 24 48 50 52 D: 33 35 37 61 63 65 | SD: 20 22 24 48 50 52 D: 33 35 37 61 63 65 |
| | SD with Chaise | | | |
| | D with Chaise | | | |
| Height | 74 74H | H: 37 H: 40 | H: 37 H: 40 | H: 37 H: 40 |
| | | SH: 19 AH: 24 | SH: 19 AH: 24 | SH: 19 AH: 25 |

* Chaise available

To substitute the rectangular chaise cushion and movable ottoman base for a seat cushion specify:

74-GDX (27" wide), **74-LDX** (23" wide),
74-LSX (23" wide), **74-CX** (23" wide).



74LBTF5 - LDX - 22 - ML

Suggested Ottomans


Pillow Top: **2820-PT-** [Base] 28x20x17, **3222-PT-** [Base] 32x22x17. For all ottomans see catalog ottoman fold-out

Sectionals Available

See Madison Custom Design Sectional page.




Finishes



Antique Cherry



Dark Pine



Java



Jet



Light Pioneer






Pioneer

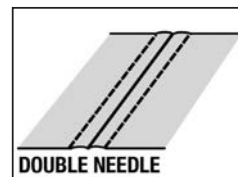
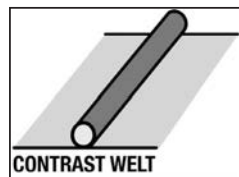
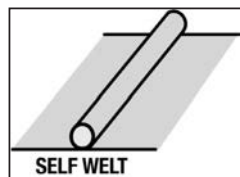


Stone


Nail Head trim




Welt or Double Needle



Arm Pillows (sold by pair)



#13 - 14" x 14"



#20 - 17" x 17"



#23 - 20" x 20"

Kidney Pillows (sold as singles)



#8 - 8" x 16"



#10 - 11" x 19"



#14 - 11" x 25"