

Madison Popular Layout: 74-G Track Arm



Standard Features

- Loose/Attached back
- Duraloft seat cushion
- Hand tied/Hard edge

Product Overview

- Shown with **track arm** (other arms available)
- 7 widths plus chaise options
- 3 seat depths
- 10 legs, 7 finishes
- 2 back heights: 37 or 40"
- Loose or attached back options
- Optional double needle stitch
- Optional contrast welt
- Optional nailhead trim

Product Dimensions

- *Outside:* Depth D: 33, 35, or 37
 Height H: 37 or 40
- *Inside:* Seat Depth SD: 20, 22, or 24
 Seat Height SH: 19" for all base treatments
- *Available Frames:*
 Sectional: 90 x 90 up to 129 x 129"
 Chair: 38"
 Chair and 1/2: 49"
 Love Seat: 62"
 3/4 Sofa: 74"
 Sofa: 79"
 Long Sofa: 85"
 Grand Sofa: 97"

Notes

As shown, Popular Layout 74-G Track Arm:

74 BTTA - #Wedge - 22 - ML

74 BTTA - #2LF3 - 22 - ML

74 BTTA - #2RF3 - 22 - ML

A member of the **Madison Custom Collection**: a traditional offering with full round arms and backs; the square track arm can lean toward transitional styling.

[Click Here](#)

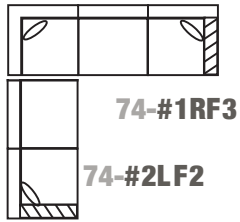
or scan the code below to see this frame in different fabrics and download images.



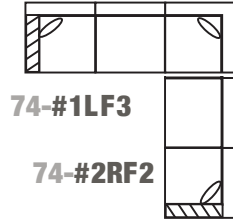
Popular layouts

90 x 90 approx.

74-A *

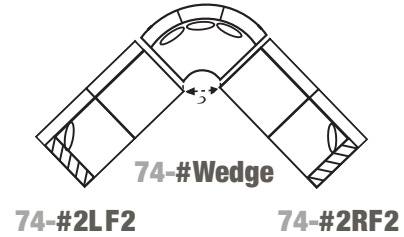


*** 74-B**




106 x 106 approx.

74-F *

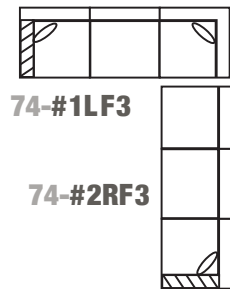


113 x 90 approx.

74-C *

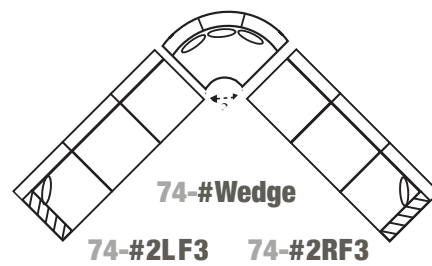


*** 74-D**



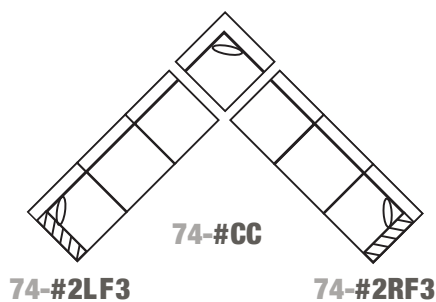
129 x 129 approx.

74-G *



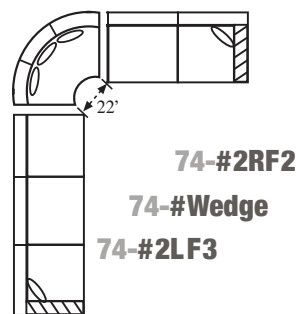
113 x 113 approx.

74-E *

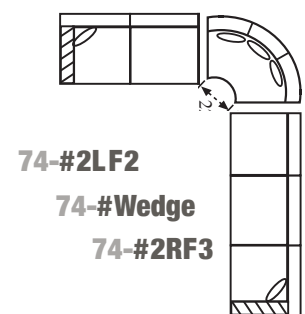


129 x 106 approx.

74-H *



*** 74-I**



* Chaise with rectangular cushion and movable ottoman base available

H Madison Sectional - Series 74 - Order Form

Based on 23" cushion width

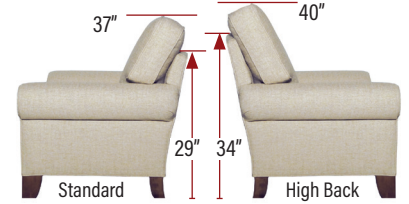
SAMPLE ORDER: **1** 74H **2** L **3** BT **4** FS - **5** #1LF3 **6** 22 - **7** ML

Dealer Name _____ ITEM #1 _____

Customer Name _____ ITEM #2 _____

Notes _____

- 1 Back Height** 74 Standard 74H High Back (BT and BS only)
High Back option adds 3" to overall height:



- 2 Attachment** L Loose A Attached

- 3 Style**
- KN** Knife Edge (unavailable as 74H)
- BT** Box Tee
- BS** Box Straight

- 4 Arm**
- TA** Track Arm 4 1/2" track
- FS** Full Sock
- SC** Scoop

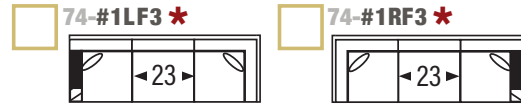
5 Frame Sizes (For dimensional data please see back side of this form. For related sofas and chairs see **Madison Sofa** order form.)

KEY: _____

Corner:



Arm with Corner (#1)



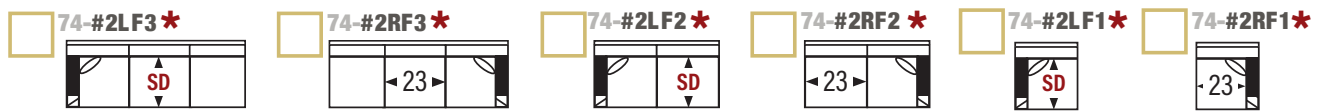
Armless



Arm:



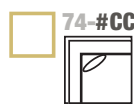
Arm only (#2)



#20.db Sofa Pillows:



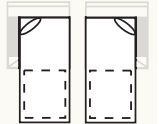
Corner Chair



Wedge



* Chaise with rectangular cushion and movable base available at extra charge.



- 6 Seat Depth** 20" Short 22" Standard 24" Deep



- 7 Base** **RB** **PFL** **BA** **DB** **HS5** **SP** **LSP** **ML** **DS** **MT5**

Round Bun 2 1/2"

Pyramid Foot Large 3"

Bun Apple 3"

Double Bun 3"

Highland Spool 5"

Spool 5"

London Spool 5"

Metro Leg 5"

Dress Maker Skirt 9"

Metro Trim 5"



MT5 base option available at extra charge. Seat height is 19 inches for all base treatments.

- 8 Base Finish** Light Pioneer Pioneer Dark Pine Jet Antique Cherry Java Stone

Available at extra charge: **Double Needle Stitching**
Applied to seat cushion, back pillows, #20.db (down blend) pillows, TA arm

* **Chaise with Movable Base**
To substitute the rectangular chaise cushion and movable ottoman base for a seat cushion specify: 74-#2LF3X, 74-#2RF3X, 74-#2LF2X, 74-#2RF2X, #2LF1X, #2RF1X (all 23" wide).

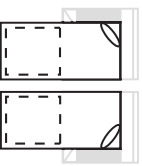
Madison Series 74

Based on 23" cushion width.

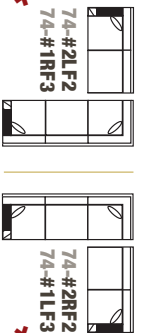
Popular layouts

For exact dimensions, choose
Seat Depth: SD 20, 22 or 24
and Arm,
 then see chart.

***Chaise with rectangular cushion and movable base available at extra charge.**

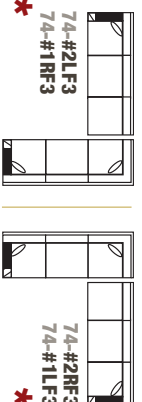


90 x 90 approx.



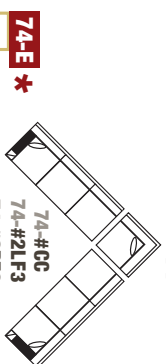
74-A *			
ARM	SD 20	SD 22	SD 24
TA	85 x 85	87 x 87	89 x 89
FS	88 x 88	90 x 90	92 x 92
SC	87 x 87	89 x 89	91 x 91

113 x 90 approx.



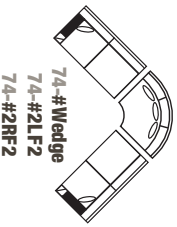
74-C *			
ARM	SD 20	SD 22	SD 24
TA	108 x 85	110 x 87	112 x 89
FS	111 x 88	113 x 90	115 x 92
SC	110 x 87	112 x 89	114 x 91

113 x 113 approx.



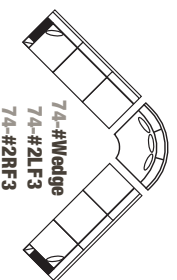
74-E *			
ARM	SD 20	SD 22	SD 24
TA	108 x 108	110 x 110	112 x 112
FS	111 x 111	113 x 113	115 x 115
SC	110 x 110	112 x 112	114 x 114

106 x 106 approx.



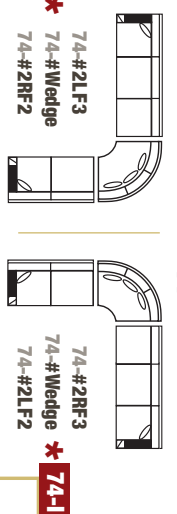
74-F *			
ARM	SD 20	SD 22	SD 24
TA	101 x 101	103 x 103	105 x 105
FS	104 x 104	106 x 106	108 x 108
SC	103 x 103	105 x 105	107 x 107

129 x 129 approx.



74-G *			
ARM	SD 20	SD 22	SD 24
TA	124 x 124	126 x 126	128 x 128
FS	127 x 127	129 x 129	131 x 131
SC	126 x 126	128 x 128	130 x 130

129 x 106 approx.



74-H *			
ARM	SD 20	SD 22	SD 24
TA	124 x 101	126 x 103	128 x 105
FS	127 x 104	129 x 106	131 x 108
SC	126 x 103	128 x 105	130 x 107

Design Your Own Layout

KEY:
 For related sofas and chairs see Madison Sofas and Chairs order form.



Corner:

Arm:



#20.db Sofa Pillows:



Left Arm Facing

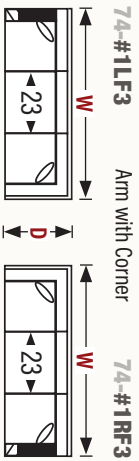
Right Arm Facing

Track Arm

Full Sock

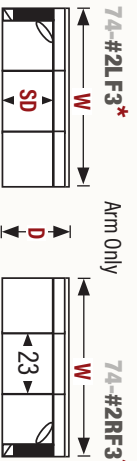
Scoop

Armless



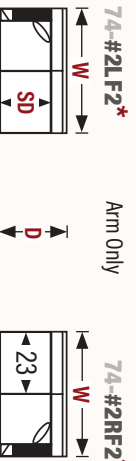
74-#1LF3	Arm with Corner	74-#1RF3
SD	D	W
20	33	85
22	35	87
24	37	89

74-#A3			
SD	D	W	
20	33	69	
22	35	69	
24	37	69	



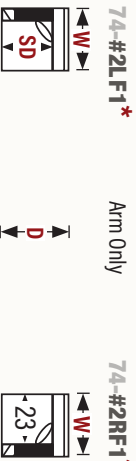
74-#2LF3*	Arm Only	74-#2RF3*
SD	D	W
20	33	75
22	35	75
24	37	75

74-#A2			
SD	D	W	
20	33	46	
22	35	46	
24	37	46	



74-#2LF2*	Arm Only	74-#2RF2*
SD	D	W
20	33	52
22	35	52
24	37	52

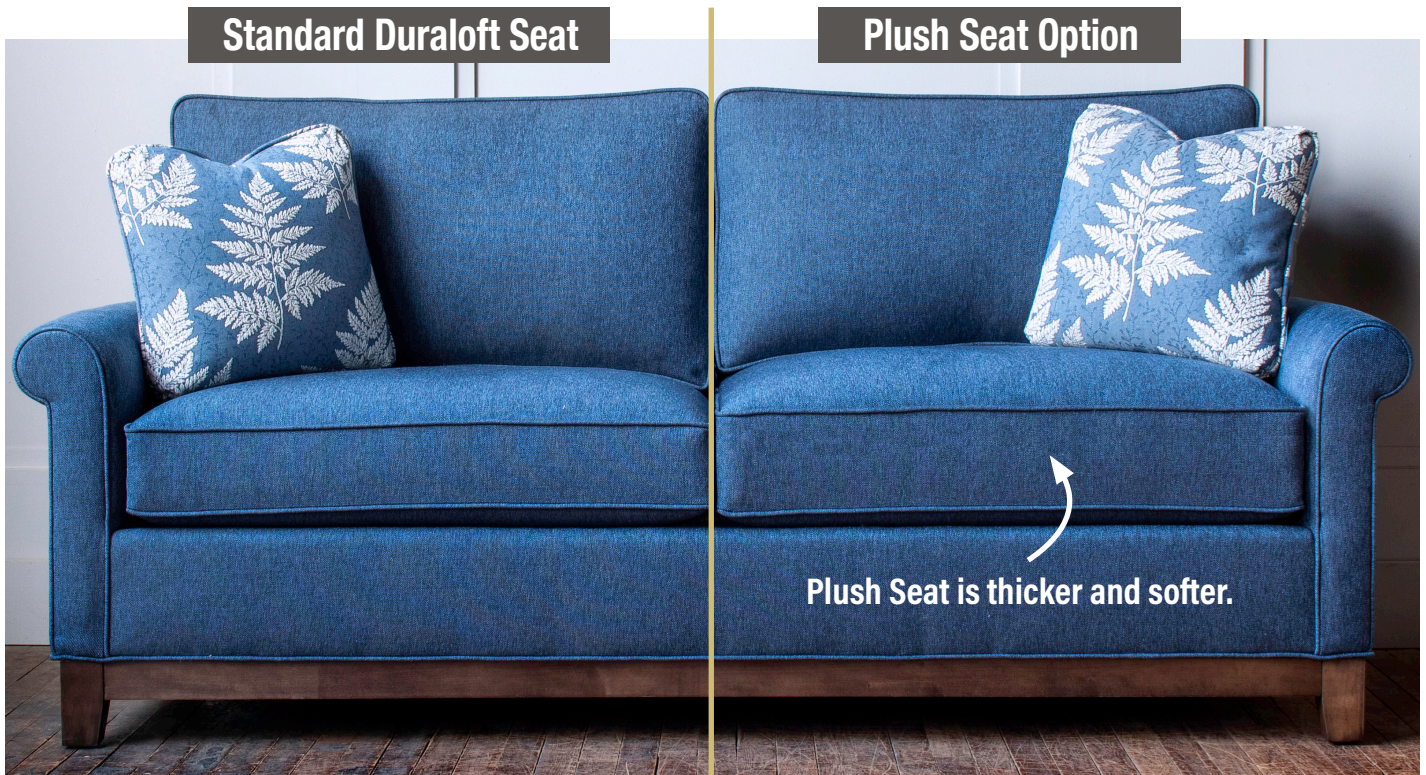
74-#A1			
SD	D	W	
20	33	23	
22	35	23	
24	37	23	



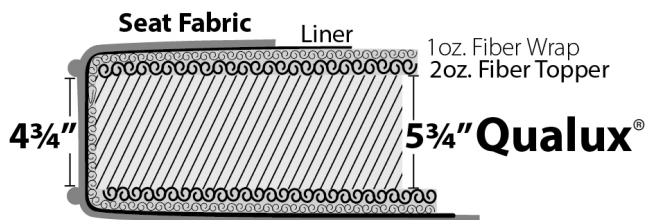
74-#2LF1*	Arm Only	74-#2RF1*
SD	D	W
20	33	29
22	35	29
24	37	29

74-#CC	Corner		
SD	D	W	
20	33	33	
22	35	35	
24	37	37	

74-#Wedge			
SD	D	W	
20	33	49	
22	35	51	
24	37	53	



Duraloft Seat Construction



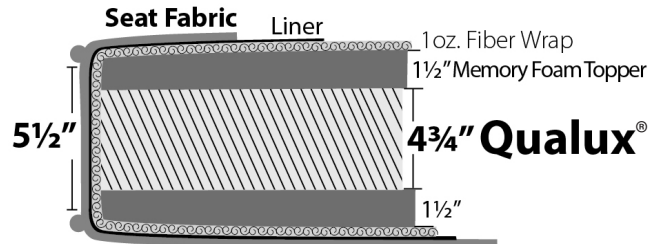
Standard on:
Madison
Brighton
Tight Back
Highland Park*

*Note: Highland Park uses 4 3/4" Qualux®.
Between welts is 4 3/4" - same as others.

Firm Seat Option

Construction same as standard, except Qualux® polyfoam is firmer.

Plush Seat Option Construction



Plush Seat Features

- Finished seat is thicker than Standard
- Memory foam creates softer luxurious sit


Plush Seat Option available only on:

**Madison
Brighton
Tight Back
Highland Park***


*Note: Highland Park uses 4 1/4" Qualux®.
Between welts is 5 1/2" - same as others.

See price list for Plush Seat Option price.

Finishes

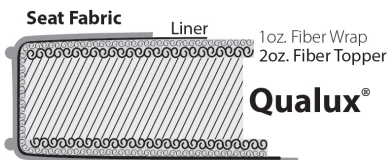


Nail Head

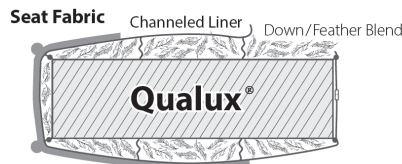


Cushions

Standard / Firm

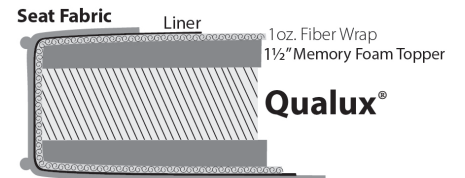


Down



Plush

For Brighton, Highland Park, Madison and Tight Back Custom Collections only.



Welt or Double Needle

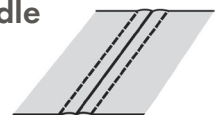
Self Welt



Contrast Welt




Double Needle




Arm Pillows

(sold by pair)




#13

14" x 14"



#20

17" x 17"



#23

20" x 20"

Kidney Pillows

(sold as singles)




#8

8" x 16"



#10

11" x 19"



#4

11" x 25"