

Brighton Popular Layout: 84_I Urban Scoop



Standard Features

- Loose back
- Duraloft seat cushion
- Hand tied/Hard edge

Product Overview

- Shown with **urbans scoop arm** (other arms available)
- 5 widths plus sectional and chaise options
- 3 seat depths
- 5 legs, 7 finishes
- 2 back heights: 34 or 37"
- Multiple back over seat options
- Optional back buttons
- Optional double needle stitch
- Optional contrast welt
- Optional nailhead trim

Product Dimensions

- *Outside:* Depth D: 34, 36, or 38
 Height H: 34 or 37
- *Inside:* Seat Depth SD: 20, 22, or 24
 Seat Height SH: 19" for all base treatments
- *Available Layouts:*
 Sectionals: 82 x 82 up to 138 x 138"
 Chair: 32"
 Chair and 1/2: 50"
 Three Quarter: 63"
 Sofa: 78"
 Grand Sofa: 90"

Notes

As shown, Popular Layout 84-I Urban Scoop:

84 BSTA - #Wedge - 22 - SQ5

84 BSTA - #2LF2 - 22 - SQ5

84 BSTA - #2RF2 - 22 - SQ5

A member of the **Brighton Custom Collection**, its' low profile is great for casual conversation in an open setting. Highly versatile, Brighton can be either plush or clean and crisp.

[Click Here](#)

or scan the code below to see this frame in different fabrics and download images.



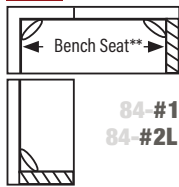
Brighton Series 84

Based on 40.5" cushion width.

Popular layouts

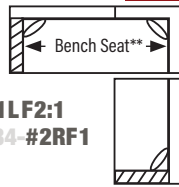
82x82 approx.

84-A



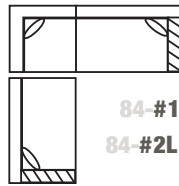
84-#1RF2:1
84-#2LF1

84-B



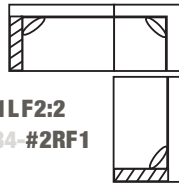
84-#1LF2:1
84-#2RF1

84-C



84-#1RF2:2
84-#2LF1

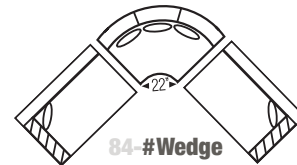
84-D



84-#1LF2:2
84-#2RF1

98 x 98 approx.

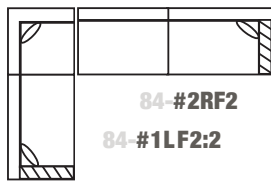
84-H



84-#2LF1 84-#2RF1

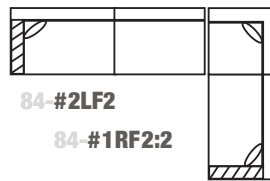
82 x 122 approx.

84-E *



84-#2RF2
84-#1LF2:2

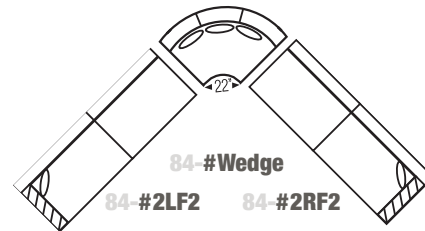
* 84-F



84-#2LF2
84-#1RF2:2

138 x 138 approx.

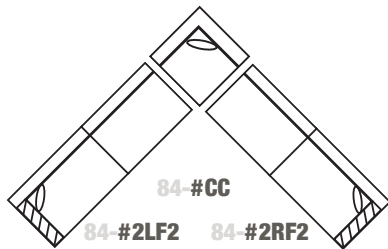
84-I *



84-#2LF2 84-#2RF2

122 x 122 approx.

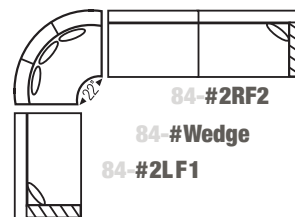
84-G *



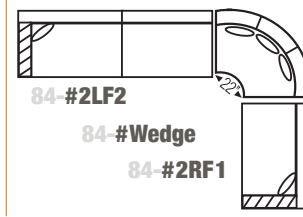
84-#2LF2 84-#2RF2

138 x 98 approx.

84-J *



* 84-K



* Chaise with movable base available

Chaise package substitutes the long chaise cushion and movable ottoman base for a seat cushion. Available: ***Chaise XX**, (40.5" cushion width). **TT, ST, US** and **FS** arms with chaise come with rectangular chaise cushion. **TT** arm with chaise comes with a Tee chaise cushion.

Brighton Sectional - Series 84 - Order Form

Based on 40 1/2" cushion width

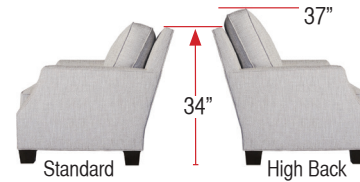
SAMPLE ORDER: **1** 84H **2** BTFS - **3** #1LF3 **4** 24 - **5** SP

Dealer Name _____ ITEM #1 _____

Customer Name _____ ITEM #2 _____

Notes _____

1 Back Height **84** Standard **84H** High Back
High Back option adds 3" to overall height:



2 Back/Arm

<p>Box Straight / Track Arm</p> <input type="checkbox"/> BSTA	<p>Box Straight / Track Tee</p> <input type="checkbox"/> BSTT	<p>Box Straight / Sloping Track</p> <input type="checkbox"/> BSST	<p>Box Curve / Urban Scoop</p> <input type="checkbox"/> BCUS	<p>Box Curve / Full Sock</p> <input type="checkbox"/> BCFS
<p>3" track</p>	<p>4 1/2" track</p>	<p>3" track</p>		
<input type="checkbox"/> BSTA.b w/buttons*	<input type="checkbox"/> BSTT.b w/buttons*	<input type="checkbox"/> BSST.b w/buttons*	<input type="checkbox"/> BCUS.b w/buttons*	<input type="checkbox"/> BCFS.b w/buttons*

*When buttons are specified, the layout is as shown. Adding buttons results in a firmer back cushion and a slight increase in seat depth.



3 Frame Sizes (For dimensional data please see back side of this form. For related sofas and chairs see Brighton Sofa order form.)

KEY:
Corner: Arm: #20 .db (down blend) Sofa Pillows:

* Chaise with movable base available at extra charge.

TA, ST, US and FS arms with chaise come with rectangular chaise cushion, shown below left. TT arm with chaise comes with a Tee chaise cushion, shown below right.



<p>Arm with Corner (#1)</p> <input type="checkbox"/> 84-#1LF2:2 *	<input type="checkbox"/> 84-#1RF2:2 *	<input type="checkbox"/> 84-#1LF2:1	<input type="checkbox"/> 84-#1RF2:1	
<p>Arm only (#2)</p> <input type="checkbox"/> 84-#2LF1 *		<input type="checkbox"/> 84-#2RF1 *	<input type="checkbox"/> 84-#2LF2 *	<input type="checkbox"/> 84-#2RF2 *
<p>Armless</p> <input type="checkbox"/> 84-#A1	<input type="checkbox"/> 84-#A2	<p>Corner Chair</p> <input type="checkbox"/> 84-#CC	<p>Wedge</p> <input type="checkbox"/> 84-#Wedge	

** Bench seats in NRR fabrics will have seams aligned with back pillow breaks.

4 Seat Depth

20" Short **22"** Standard **24"** Deep



5 Base

<input type="checkbox"/> HS5 Highland Spool 5"	<input type="checkbox"/> P5 Pyramid Foot 5"	<input type="checkbox"/> SQ5 Square Tapered Leg 5"	<input type="checkbox"/> MT5 Metro Trim 5"	<input type="checkbox"/> RM5 Round Metal Leg 5"

MT5 and RM5 base options available at extra charge.

Seat height is 19 inches for all base treatments.

6 Base Finish Light Pioneer Pioneer Dark Pine Jet Antique Cherry Java Stone

Available at extra charge:
84-Sect-08-2018

Double Needle Stitching
Applied to seat cushion, back pillows, #20.db pillows, TT, TA, ST arms.

*** Chaise with Movable Base**
To substitute the long chaise cushion and movable ottoman base for a seat cushion specify:
84-#2LF1XX, 84-#2RF1XX, 84-#2LF2XX, 84-#2RF2XX (all 40 1/2" wide).
The chaise cushion (only) may be cut NRR (non-railroaded) to eliminate seams.



Brighton Series 84

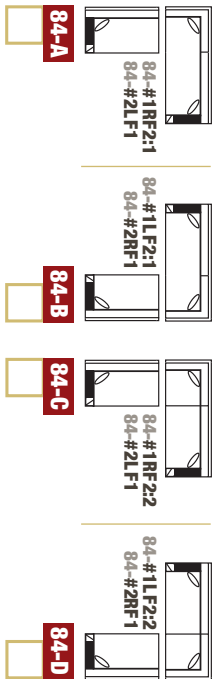
Based on 40 1/2" cushion width.
Popular layouts

For exact dimensions, choose 22 or 24 and Arm, then see chart.

* Chaise with movable base available.
TA, ST, US and FS arms with

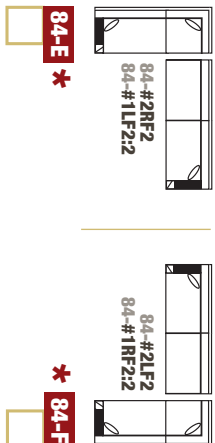
chaise come with rectangular chaise cushion, shown below left. TT arm with chaise comes with a Tee chaise cushion, shown below right.

82 x 82 approx.



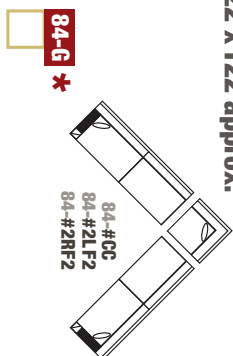
ARM	SD 20	SD 22	SD 24
TA	79 1/2 x 79 1/2	81 1/2 x 81 1/2	83 1/2 x 83 1/2
TT	80 1/2 x 80 1/2	82 1/2 x 82 1/2	84 1/2 x 84 1/2
ST	79 1/2 x 79 1/2	81 1/2 x 81 1/2	83 1/2 x 83 1/2
US	79 x 79	81 x 81	83 x 83
FS	81 x 81	83 x 83	85 x 85

82 x 122 approx.



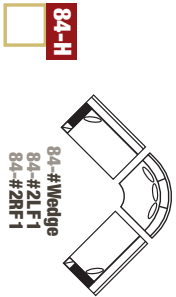
ARM	SD 20	SD 22	SD 24
TA	120 x 79 1/2	122 x 81 1/2	124 x 83 1/2
TT	121 x 80 1/2	123 x 82 1/2	125 x 84 1/2
ST	120 x 79 1/2	122 x 81 1/2	124 x 83 1/2
US	119 1/2 x 79	121 1/2 x 81	123 1/2 x 83
FS	121 1/2 x 81	123 1/2 x 83	125 1/2 x 85

122 x 122 approx.



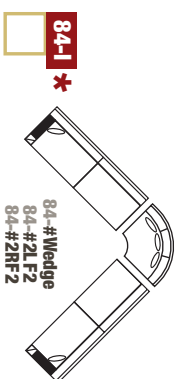
ARM	SD 20	SD 22	SD 24
TA	120 x 120	122 x 122	124 x 124
TT	121 x 121	123 x 123	125 x 125
ST	120 x 120	122 x 122	124 x 124
US	119 1/2 x 119 1/2	121 1/2 x 121 1/2	123 1/2 x 123 1/2
FS	121 1/2 x 119 1/2	123 1/2 x 123 1/2	125 1/2 x 125 1/2

98 x 98 approx.



ARM	SD 20	SD 22	SD 24
TA	95 1/2 x 95 1/2	97 1/2 x 97 1/2	99 1/2 x 99 1/2
TT	96 1/2 x 96 1/2	98 1/2 x 98 1/2	100 1/2 x 100 1/2
ST	95 1/2 x 95 1/2	97 1/2 x 97 1/2	99 1/2 x 99 1/2
US	95 x 95	97 x 97	99 x 99
FS	97 x 97	99 x 99	101 x 101

138 x 138 approx.



ARM	SD 20	SD 22	SD 24
TA	136 x 136	138 x 138	140 x 140
TT	137 x 137	139 x 139	141 x 141
ST	136 x 136	138 x 138	140 x 140
US	135 1/2 x 135 1/2	137 1/2 x 137 1/2	139 1/2 x 139 1/2
FS	137 1/2 x 137 1/2	139 1/2 x 139 1/2	141 1/2 x 141 1/2

138 x 98 approx.



ARM	SD 20	SD 22	SD 24
TA	136 x 95 1/2	138 x 97 1/2	140 x 99 1/2
TT	137 x 96 1/2	139 x 98 1/2	141 x 100 1/2
ST	136 x 95 1/2	138 x 97 1/2	140 x 99 1/2
US	135 1/2 x 95	137 1/2 x 97	139 1/2 x 99
FS	137 1/2 x 97	139 1/2 x 99	141 1/2 x 101

Design Your Own Layout

KEY:
For related sofas and chairs see Brighton Sofas and Chairs order form.



Left Arm Facing

Right Arm Facing

Track Arm

Track Tee

Sloping Track

Urban Scoop

Full Sock

Armless

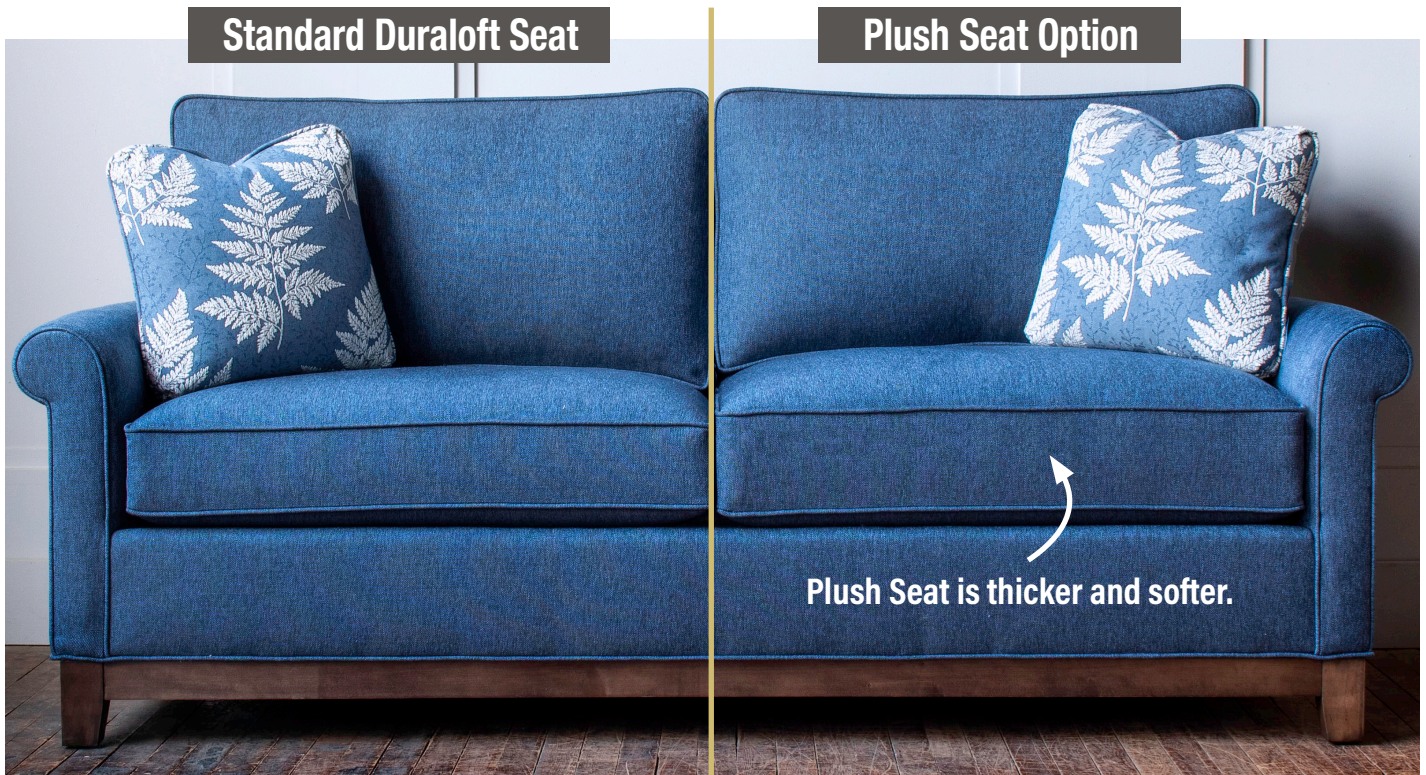
84-#1LF2* Arm with Corner	84-#1RF2*	SD	D	W	84-#2LF2*	84-#2RF2*	SD	D	W	84-#2LF1*	84-#2RF1*	SD	D	W
20	20	20	34	79 1/2	20	20	34	86	86	20	20	34	45 1/2	45 1/2
22	22	22	36	81 1/2	22	22	36	86	86	22	22	36	45 1/2	45 1/2
24	24	24	38	83 1/2	24	24	38	86	86	24	24	38	45 1/2	45 1/2
20	20	20	34	86	20	20	34	87	87	20	20	34	46 1/2	46 1/2
22	22	22	36	88	22	22	36	87	87	22	22	36	46 1/2	46 1/2
24	24	24	38	88	24	24	38	87	87	24	24	38	46 1/2	46 1/2
20	20	20	34	86	20	20	34	86	86	20	20	34	45 1/2	45 1/2
22	22	22	36	86	22	22	36	86	86	22	22	36	45 1/2	45 1/2
24	24	24	38	86	24	24	38	86	86	24	24	38	45 1/2	45 1/2
20	20	20	34	81 1/2	20	20	34	81 1/2	81 1/2	20	20	34	81 1/2	81 1/2
22	22	22	36	83 1/2	22	22	36	83 1/2	83 1/2	22	22	36	83 1/2	83 1/2
24	24	24	38	85 1/2	24	24	38	85 1/2	85 1/2	24	24	38	85 1/2	85 1/2
20	20	20	34	87 1/2	20	20	34	87 1/2	87 1/2	20	20	34	87 1/2	87 1/2
22	22	22	36	89	22	22	36	89	89	22	22	36	89	89
24	24	24	38	91	24	24	38	89	89	24	24	38	89	89

84-#A2	SD	D	W
20	20	34	81
22	22	36	81
24	24	38	81

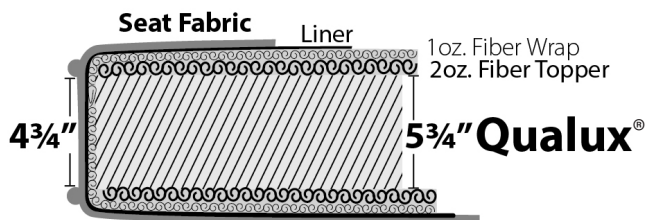
84-#A1	SD	D	W
20	20	34	40 1/2
22	22	36	40 1/2
24	24	38	40 1/2

84-#CC Corner	SD	D	W
20	20	34	34
22	22	36	36
24	24	38	38

84-#Wedge	SD	D	W
20	20	34	50
22	22	36	52
24	24	38	54



Duraloft Seat Construction



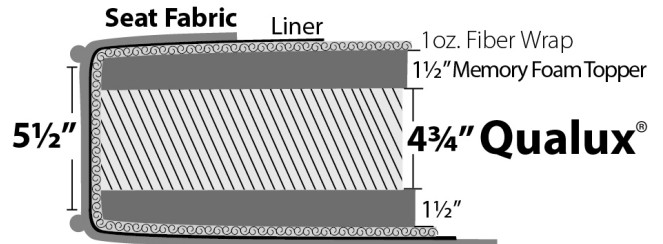
Standard on:
Madison
Brighton
Tight Back
Highland Park*

*Note: Highland Park uses 4 3/4" Qualux®.
Between welts is 4 3/4" - same as others.

Firm Seat Option

Construction same as standard, except Qualux® polyfoam is firmer.

Plush Seat Option Construction



Plush Seat Features

- Finished seat is thicker than Standard
- Memory foam creates softer luxurious sit


Plush Seat Option available only on:

**Madison
Brighton
Tight Back
Highland Park***


*Note: Highland Park uses 4 1/4" Qualux®.
Between welts is 5 1/2" - same as others.

See price list for Plush Seat Option price.

Finishes

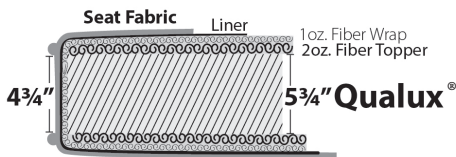


Nail Head



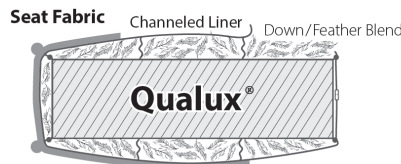
Cushions

Standard / Firm



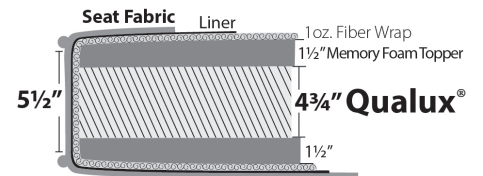
Note: Highland Park uses 4 3/4" Qualux®. Between welts is 4 3/4" - same as others.

Down



Plush

For Brighton, Highland Park, Madison and Tight Back Custom Collections only.



Note: Highland park uses 4 1/4" Qualux®. Between welts is 5 1/2" - same as others.

Welt or Double Needle

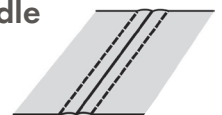
Self Welt



Contrast Welt




Double Needle




Arm Pillows

(sold by pair)




#13

14" x 14"



#20

17" x 17"



#23

20" x 20"

Kidney Pillows

(sold as singles)




#8

8" x 16"



#10

11" x 19"



#4

11" x 25"